

COMPAL CONFIDENTIAL

MODEL NAME : VAUA0

PCB NO : LA-9591P (DAA00005W10)

BOM P/N : 4319LK31L01

GPIO MAP: 3.0

Goliad 14"

Haswell ULT

2013-05-17

REV : 1.0 (A00)

@ : Nopop Component

1@ : M/B SPI ROM

2@ : TAA/B SPI ROM

EMC@ : EMI, ESD and RF Component

XDP@ : XDP Component

CONN@ : Connector Component

3@ : M/B for non support WWAN

4@ : M/B SPI 4M ROM Component

5@ : TAA/B SPI 4M ROM Component

7@ : M/B for Non-Vpro


	SPI on M/B	TAA
Vpro	1@/3@/4@/EMC@	2@/3@/5@/EMC@
non-Vpro	1@/EMC@	2@/EMC@

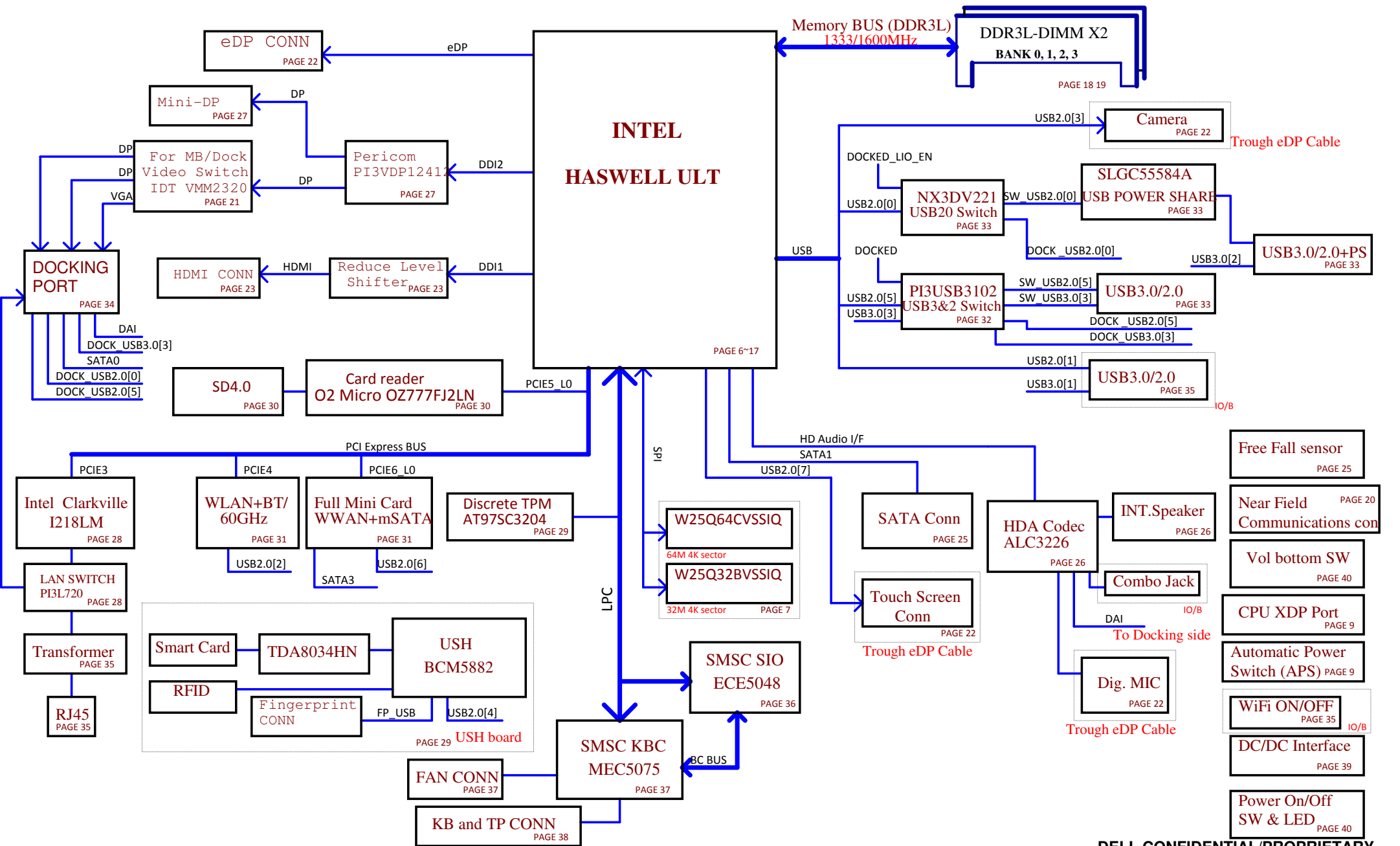
MB PCB

Part Number	Description
DAA00005W10	PCB 0VN LA-9591P REV1 M/B

PROPRIETARY NOTE: THIS SHEET OF ENGINEERING DRAWING AND SPECIFICATIONS CONTAINS CONFIDENTIAL TRADE SECRET AND OTHER PROPRIETARY INFORMATION OF DELL INC. ("DELL") THIS DOCUMENT MAY NOT BE TRANSFERRED OR COPIED WITHOUT THE EXPRESS WRITTEN AUTHORIZATION OF DELL. IN ADDITION, NO PART OF THIS SHEET NOR THE INFORMATION IT CONTAINS MAY BE USED BY OR DISCLOSED TO ANY THIRD PARTY WITHOUT DELL'S PRIOR WRITTEN CONSENT.

DELL CONFIDENTIAL/PROPRIETARY

				Compal Electronics, Inc.	
Cover Sheet					
Size	Document Number				Rev
	LA-9591P				0.4
Date:	Friday, May 17, 2013		Sheet	1	of 58



PROPRIETARY NOTE: THIS SHEET OF ENGINEERING DRAWING AND SPECIFICATIONS CONTAINS CONFIDENTIAL TRADE SECRET AND OTHER PROPRIETARY INFORMATION OF DELL INC. ("DELL") THIS DOCUMENT MAY NOT BE TRANSFERRED OR COPIED WITHOUT THE EXPRESS WRITTEN AUTHORIZATION OF DELL. IN ADDITION, NEITHER THIS SHEET NOR THE INFORMATION IT CONTAINS MAY BE USED BY OR DISCLOSED TO ANY THIRD PARTY WITHOUT DELL'S EXPRESS WRITTEN CONSENT.

POWER STATES

Signal State	SLP S3#	SLP S4#	SLP S5#	SLP A#	ALWAYS PLANE	M PLANE	SUS PLANE	RUN PLANE	CLOCKS
S0 (Full ON) / M0	HIGH	HIGH	HIGH	HIGH	ON	ON	ON	ON	ON
S3 (Suspend to RAM) / M3	LOW	HIGH	HIGH	HIGH	ON	ON	ON	OFF	OFF
S4 (Suspend to DISK) / M3	LOW	LOW	HIGH	HIGH	ON	ON	OFF	OFF	OFF
S5 (SOFT OFF) / M3	LOW	LOW	LOW	HIGH	ON	ON	OFF	OFF	OFF
S3 (Suspend to RAM) / M-OFF	LOW	HIGH	HIGH	LOW	ON	OFF	ON	OFF	OFF
S4 (Suspend to DISK) / M-OFF	LOW	LOW	HIGH	LOW	ON	OFF	OFF	OFF	OFF
S5 (SOFT OFF) / M-OFF	LOW	LOW	LOW	LOW	ON	OFF	OFF	OFF	OFF

PM TABLE

power plane State	+5V_ALW +3.3V_ALW +3.3V_ALW_PCH +3.3V_RTC_LDO	+3.3V_SUS +1.35V_MEM	+5V_RUN +3.3V_RUN +0.675V_DDR_VTT +1.05V_RUN +VCC_CORE	+3.3V_M +1.05V_M	+3.3V_M +1.05V_M (M-OFF)
S0	ON	ON	ON	ON	ON
S3	ON	ON	OFF	ON	OFF
S5 S4/AC	ON	OFF	OFF	ON	OFF
S5 S4/AC don't exist	OFF	OFF	OFF	OFF	OFF

need to update Power Status and
PM Table

PCIE	USB3.0	SATA	DESTINATION
	USB3.0 1		JUSB3-->IO-->Right
	USB3.0 2		JUSB1-->Rear left
PCIE 1	USB3.0 3		JUSB2-->Rear Right//DOCK
PCIE 2			
PCIE 3			LOM
PCIE 4			WLAN (WiGi)
PCIE 5			MMI (CARD READER)
PCIE 6		SATA 3	WWAN(PP/mSATA)
		SATA 2	NA
		SATA 1	HDD
		SATA 0	DOCK

USB PORT#	DESTINATION
0	JUSB1 // E-Dock 1
1	IO/ JUSB3
2	WLAN + BT
3	CAMERA
4	USH->SMART CARD
5	JUSB2 // E-Dock 2
6	WWAN
7	TOUCH

USH		
	0	BIO
	1	NA

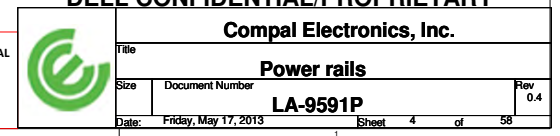
DELL CONFIDENTIAL/PROPRIETARY

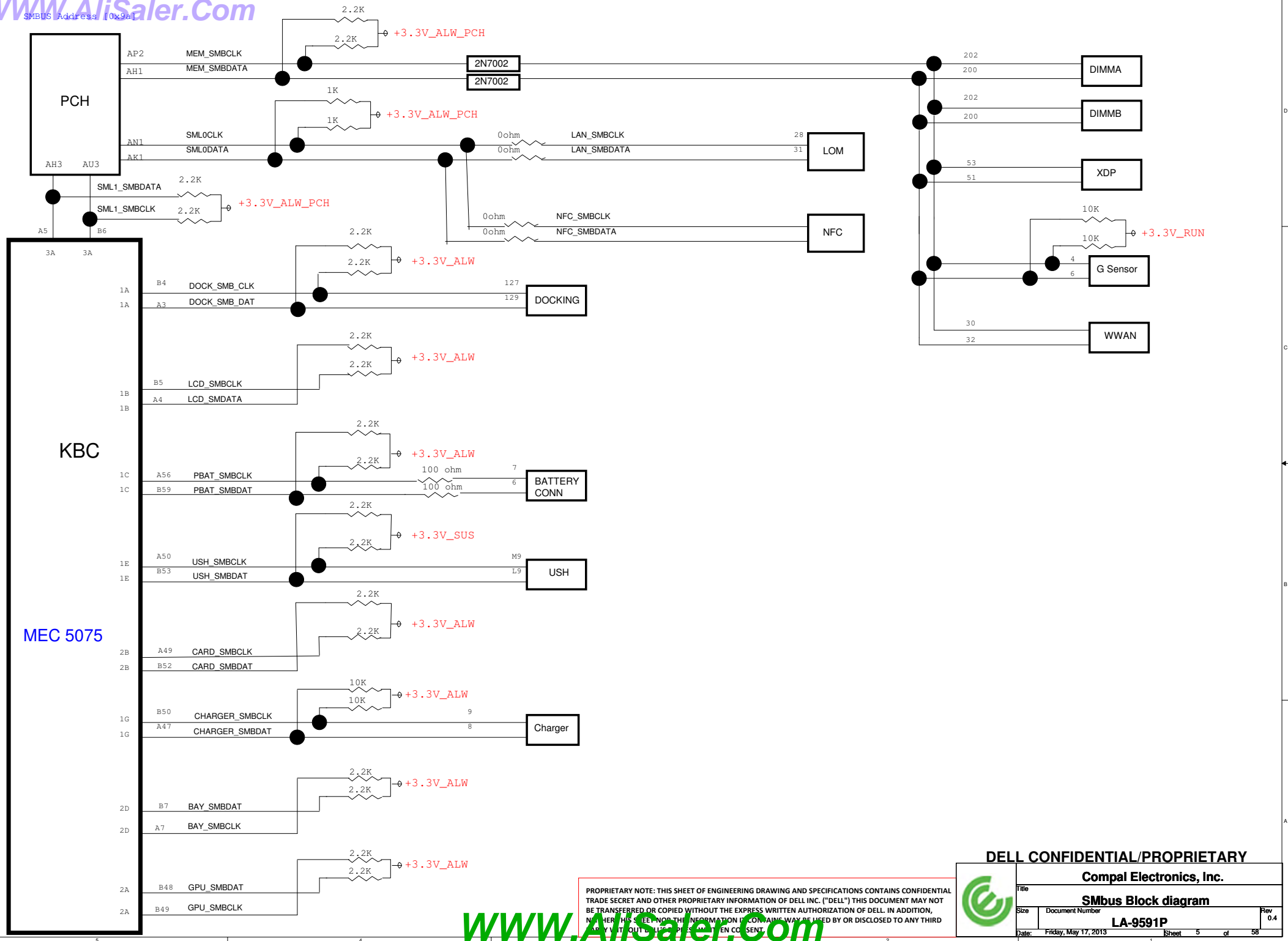
Compal Electronics, Inc.

Port assignment

Size	Document Number	Rev
	LA-9591P	0.4
Date:	Friday, May 17, 2013	Sheet 3 of 58

PROPRIETARY NOTE: THIS SHEET OF ENGINEERING DRAWING AND SPECIFICATIONS CONTAINS CONFIDENTIAL
TRADE SECRET AND OTHER PROPRIETARY INFORMATION OF DELL INC. ("DELL") THIS DOCUMENT MAY NOT
BE TRANSFERRED OR COPIED WITHOUT THE EXPRESS WRITTEN AUTHORIZATION OF DELL. IN ADDITION,
NEITHER THIS SHEET NOR THE INFORMATION IT CONTAINS MAY BE USED BY OR DISCLOSED TO ANY THIRD
PARTY WITHOUT DELL'S EXPRESS WRITTEN CONSENT.





MEC 5075

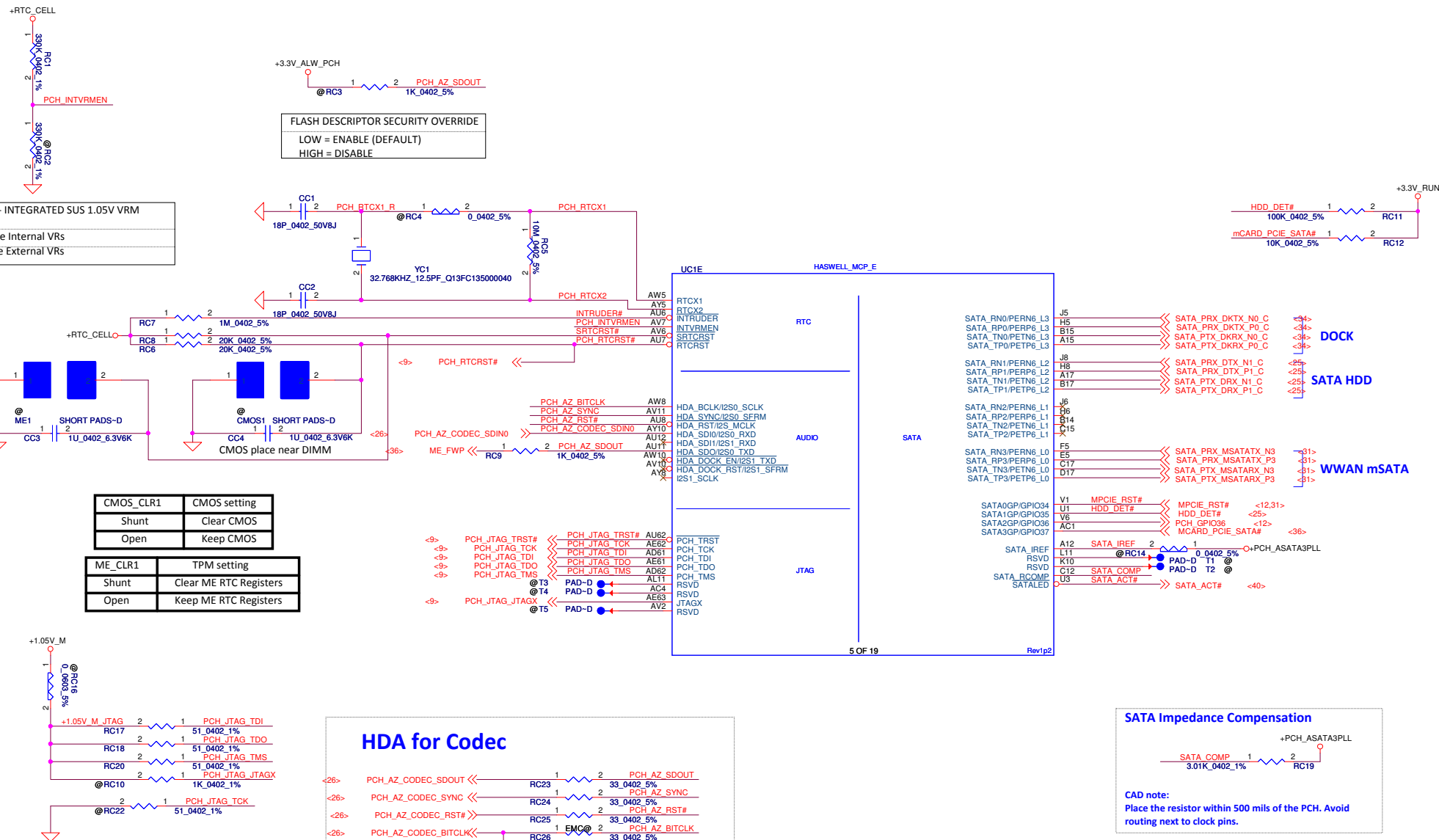
PROPRIETARY NOTE: THIS SHEET OF ENGINEERING DRAWING AND SPECIFICATIONS CONTAINS CONFIDENTIAL TRADE SECRET AND OTHER PROPRIETARY INFORMATION OF DELL INC. ("DELL") THIS DOCUMENT MAY NOT BE TRANSFERRED OR COPIED WITHOUT THE EXPRESS WRITTEN AUTHORIZATION OF DELL. IN ADDITION, NO PART OF THIS SHEET NOR THE INFORMATION IT CONTAINS MAY BE USED BY OR DISCLOSED TO ANY THIRD PARTY WITHOUT DELL'S PRIOR WRITTEN CONSENT.

DELL CONFIDENTIAL/PROPRIETARY

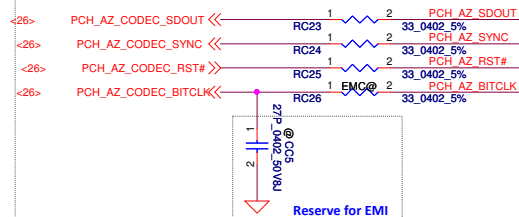


Compal Electronics, Inc.

Title		SMBus Block diagram		Rev
Size	Document Number	LA-9591P		0.4
Date:	Friday, May 17, 2013	Sheet	5	of 58



HDA for Codec




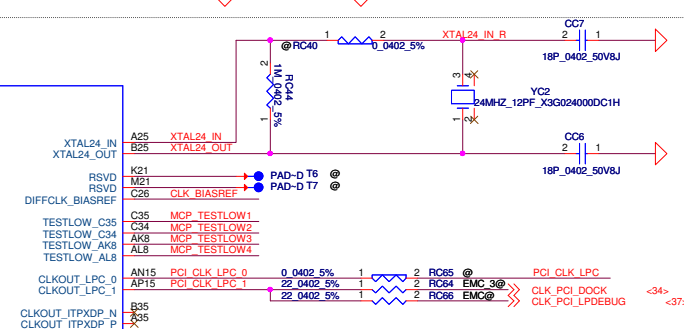
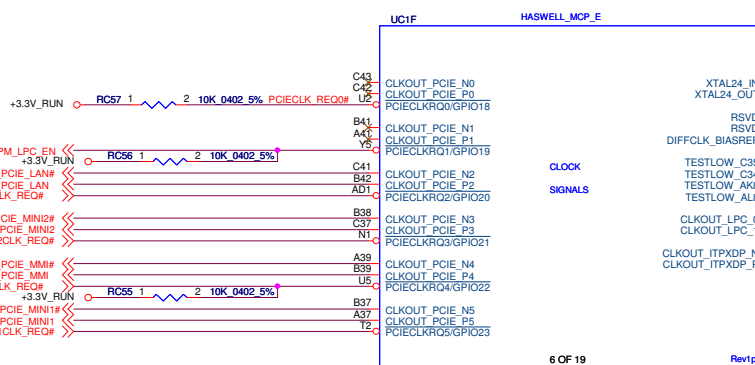
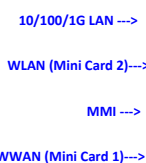
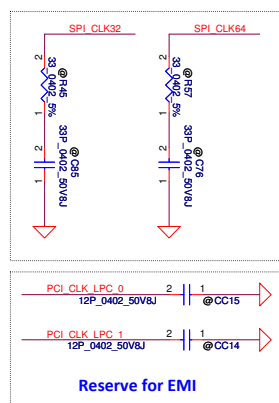
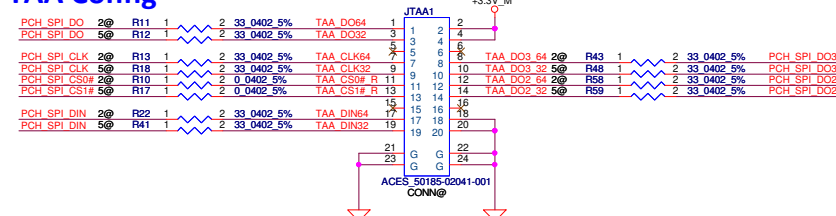
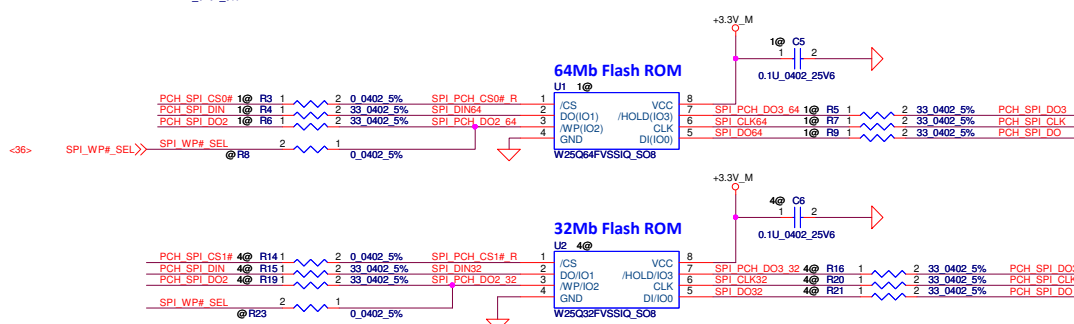

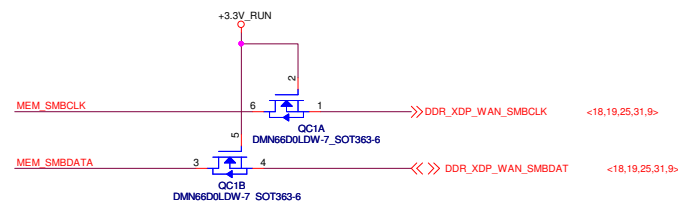
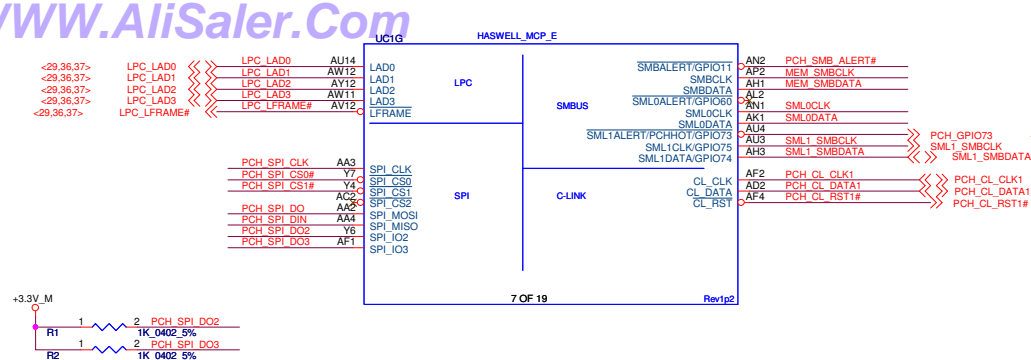
DELL CONFIDENTIAL/PROPRIETARY


Compal Electronics, Inc.



Title					CPU (1/12)		Rev 0.4
Size	Document Number			LA-9591P			
Date:	Friday, May 17, 2013			Sheet	6	of	58

PROPRIETARY NOTE: THIS SHEET OF ENGINEERING DRAWING AND SPECIFICATIONS CONTAINS CONFIDENTIAL TRADE SECRET AND OTHER PROPRIETARY INFORMATION OF DELL INC. ("DELL") THIS DOCUMENT MAY NOT BE TRANSFERRED OR COPIED WITHOUT THE EXPRESS WRITTEN AUTHORIZATION OF DELL. IN ADDITION, NO PART OF THIS SHEET OR THE INFORMATION IT CONTAINS MAY BE USED BY OR DISCLOSED TO ANY THIRD PARTY WITHOUT THE EXPRESS WRITTEN CONSENT OF DELL.





PROPRIETARY NOTE: THIS SHEET OF ENGINEERING DRAWING AND SPECIFICATIONS CONTAINS CONFIDENTIAL TRADE SECRET AND OTHER PROPRIETARY INFORMATION OF DELL INC. ("DELL") THIS DOCUMENT MAY NOT BE TRANSFERRED OR COPIED WITHOUT THE EXPRESS WRITTEN AUTHORIZATION OF DELL. IN ADDITION, NEITHER THIS SHEET NOR THE INFORMATION IT CONTAINS MAY BE USED BY OR DISCLOSED TO ANY THIRD PARTY WITHOUT DELL'S EXPRESS WRITTEN CONSENT.

DELL CONFIDENTIAL/PROPRIETARY

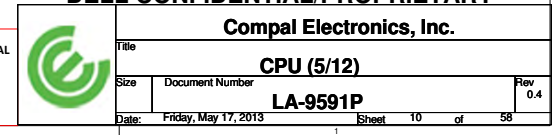
Compal Electronics, Inc.

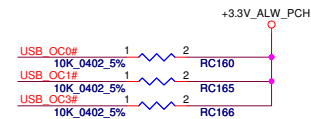
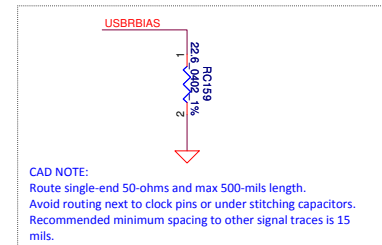
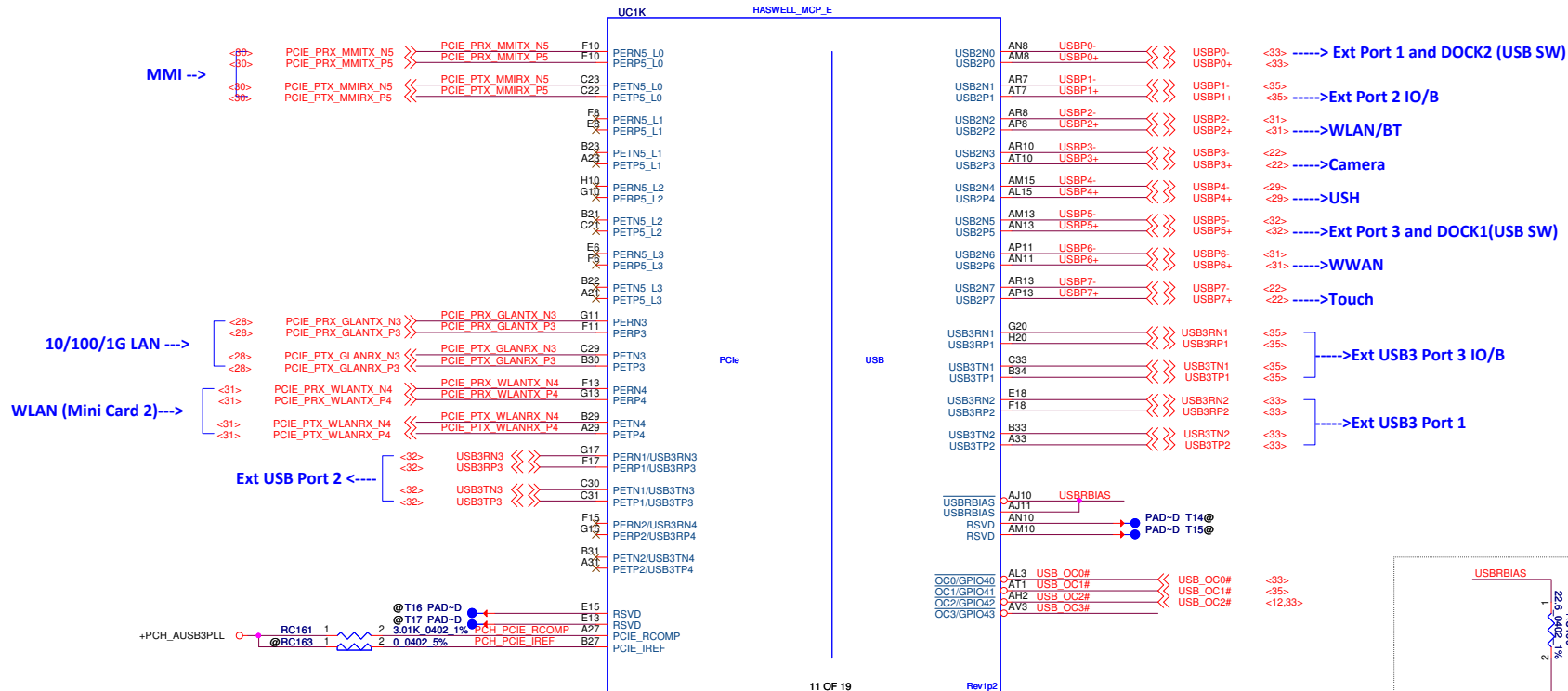
Title: **CPU (3/12)**

Size: **Document Number** **LA-9591P**

Date: **Friday, May 17, 2013** Sheet **8** of **58**

Rev **0.4**





DELL CONFIDENTIAL/PROPRIETARY

Compal Electronics, Inc.



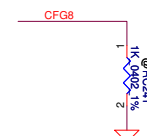
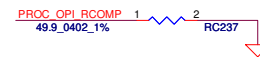
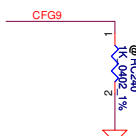
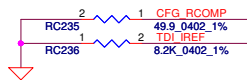
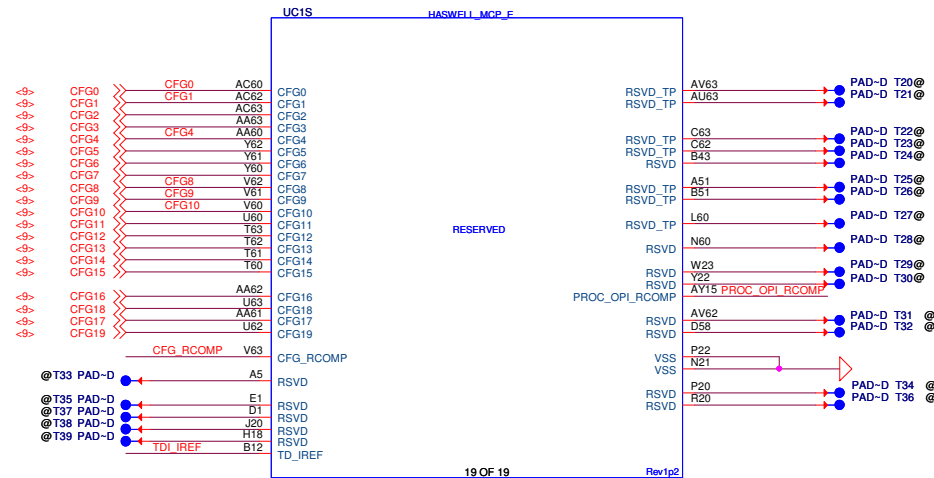
CPU (6/12)			Rev
LA-9591P			0.4
Date:	Friday, May 17, 2013	Sheet	11 of 58

PROPRIETARY NOTE: THIS SHEET OF ENGINEERING DRAWING AND SPECIFICATIONS CONTAINS CONFIDENTIAL TRADE SECRET AND OTHER PROPRIETARY INFORMATION OF DELL INC. ("DELL") THIS DOCUMENT MAY NOT BE TRANSFERRED OR COPIED WITHOUT THE EXPRESS WRITTEN AUTHORIZATION OF DELL. IN ADDITION, NO PART OF THIS SHEET OR THE INFORMATION IT CONTAINS MAY BE USED BY OR DISCLOSED TO ANY THIRD PARTY WITHOUT THE EXPRESS WRITTEN CONSENT OF DELL.

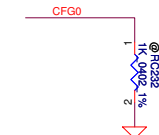


Sheet 12 of 58

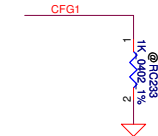
PROPRIETARY NOTE: THIS SHEET OF ENGINEERING DRAWING AND SPECIFICATIONS CONTAINS CONFIDENTIAL TRADE SECRET AND OTHER PROPRIETARY INFORMATION OF DELL INC. ("DELL") THIS DOCUMENT MAY NOT BE TRANSFERRED OR COPIED WITHOUT THE EXPRESS WRITTEN AUTHORIZATION OF DELL. IN ADDITION, NO PART OF THIS SHEET OR THE INFORMATION IT CONTAINS MAY BE USED BY OR DISCLOSED TO ANY THIRD PARTY WITHOUT THE EXPRESS WRITTEN CONSENT.



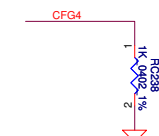
CFG STRAPS for CPU



EAR-STALL/NOT STALL RESET SEQUENCE AFTER PCU PLL IS LOCKE	
CFG0	1:(Default) Normal Operation; No stall 0:Lane Reversed



PCH/PCH LESS MODE SELECTION	
CFG1	1:(Default) Normal Operation 0:Lane Reversed



SAFE MODE BOOT	
CFG10	1: POWER FEATURES ACTIVATED DURING RESET 0: POWER FEATURES (ESPECIALLY CLOCK GATINE ARE NOT ACTIVATED

NO SVID PROTOCOL CAPABLE VR CONNECTED	
CFG9	1: VRS support SVID protocol are present 0:No VR support SVID is present The chip will not generate(OR Respond to) SVID activity

ALLOW THE USE OF NOA ON LOCKED UNITS	
CFG8	1: Enable(Default): Noa will be disable in locked units and enable in un-locked 0:Disable Noa will be available pegrardless of the locking of the unit

Display Port Presence Strap	
CFG4	1 : Disabled; No Physical Display Port attached to Embedded Display Port 0 : Enabled; An external Display Port device is connected to the Embedded Display Port

DELL CONFIDENTIAL/PROPRIETARY



Compal Electronics, Inc.

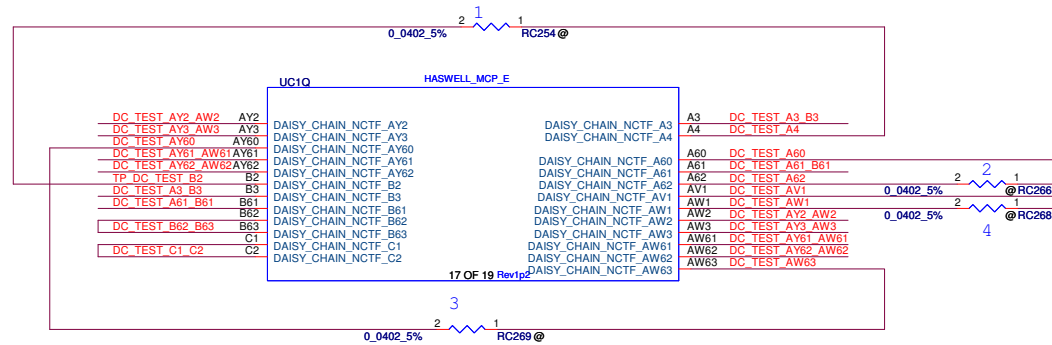
CPU (8/12)

LA-9591P


Rev 0.4

Size	Document Number	Date	Friday, May 17, 2013
Sheet	13	of	58

PROPRIETARY NOTE: THIS SHEET OF ENGINEERING DRAWING AND SPECIFICATIONS CONTAINS CONFIDENTIAL TRADE SECRET AND OTHER PROPRIETARY INFORMATION OF DELL INC. ("DELL") THIS DOCUMENT MAY NOT BE TRANSFERRED OR COPIED WITHOUT THE EXPRESS WRITTEN AUTHORIZATION OF DELL. IN ADDITION, NO PART OF THIS SHEET OR THE INFORMATION IT CONTAINS MAY BE USED BY OR DISCLOSED TO ANY THIRD PARTY WITHOUT THE EXPRESS WRITTEN CONSENT OF DELL.

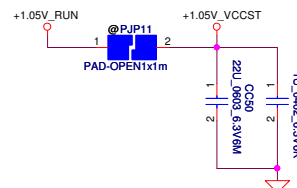

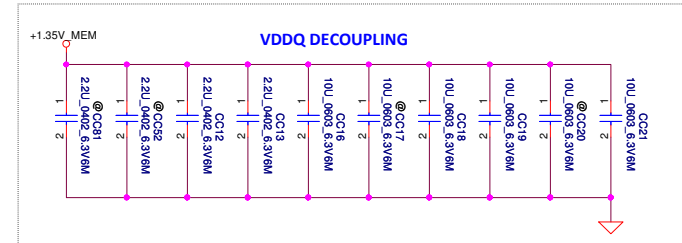
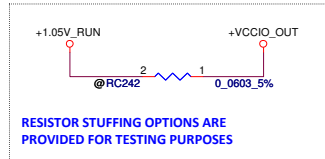
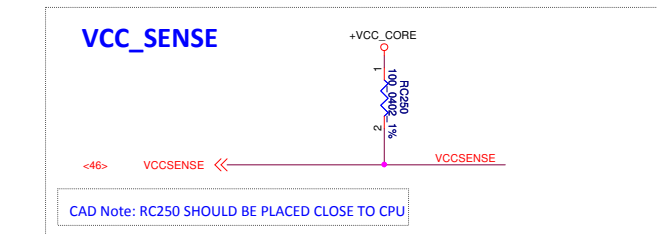
**Package Daisy Chain:**

- 1.B2-PKG-C1-PCB-C2-PKG-B3-PCB-A3-PKG-A4
- 2.A62-PKG-A61-PCB-B61-PKG-B62-PCB-B63-PKG-A60
- 3.AY60-PKG-AW61-PCB-AY61-PKG-AW62-PCB-AY62-PKG-AW63
- 4.AW1-PKG-AW3-PCB-AY3-PKG-AW2-PCB-AY2-PKG-AV1

**DELL CONFIDENTIAL/PROPRIETARY****Compal Electronics, Inc.**

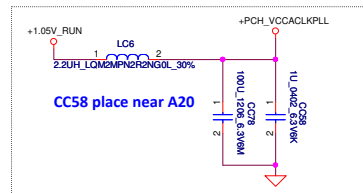
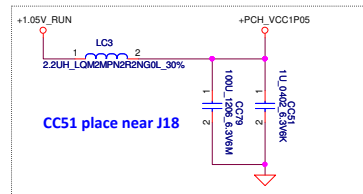
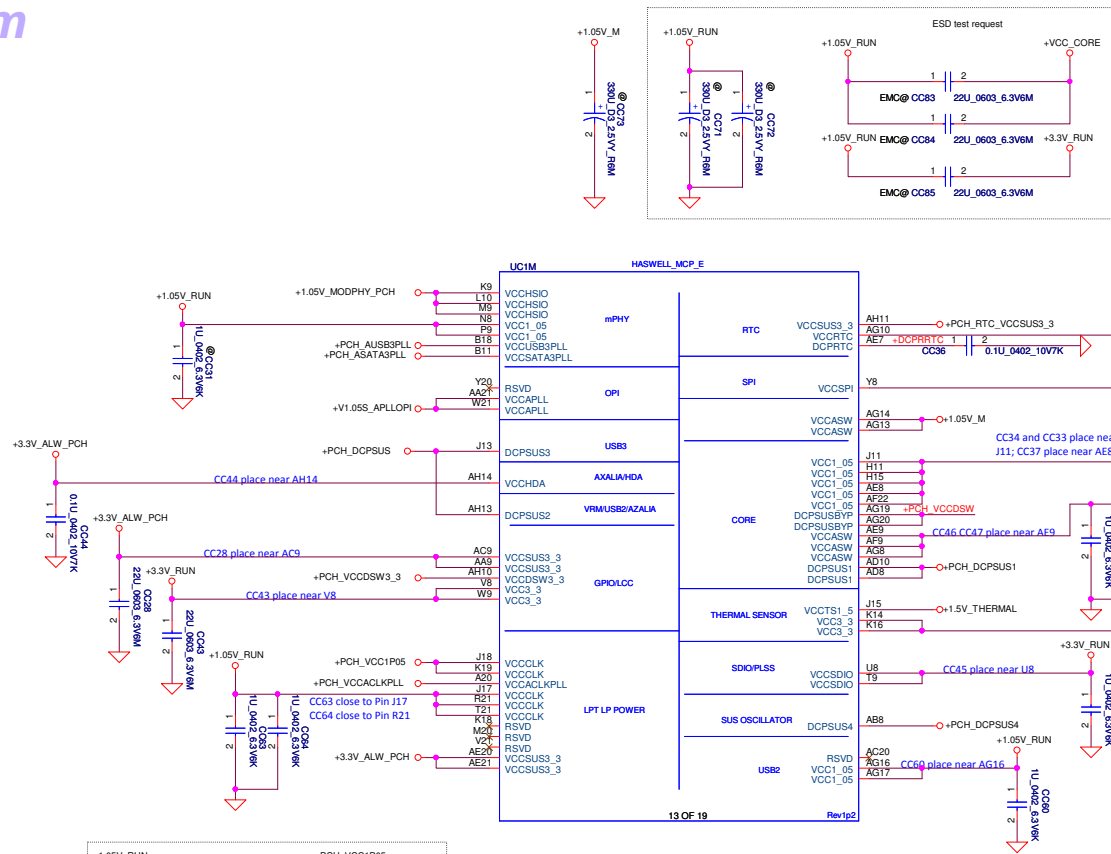
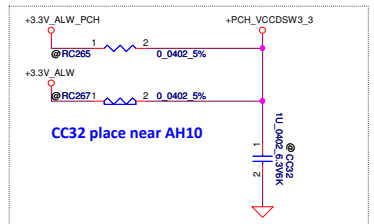
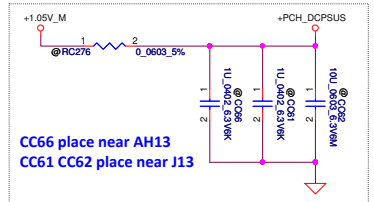
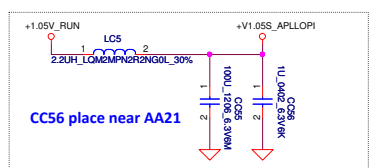
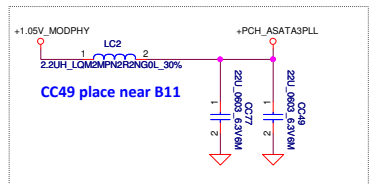
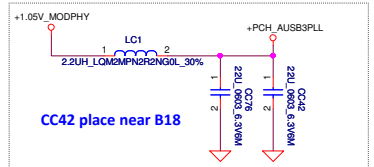
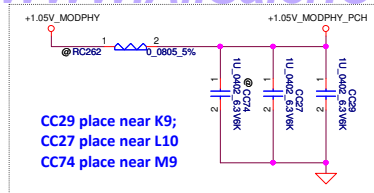
Title			CPU (9/12)
Size	Document Number	Rev	
	LA-9591P	0.4	
Date:	Friday, May 17, 2013	Sheet	14 of 58

PROPRIETARY NOTE: THIS SHEET OF ENGINEERING DRAWING AND SPECIFICATIONS CONTAINS CONFIDENTIAL TRADE SECRET AND OTHER PROPRIETARY INFORMATION OF DELL INC. ("DELL") THIS DOCUMENT MAY NOT BE TRANSFERRED OR COPIED WITHOUT THE EXPRESS WRITTEN AUTHORIZATION OF DELL. IN ADDITION, NO PART OF THIS SHEET OR THE INFORMATION IT CONTAINS MAY BE USED BY OR DISCLOSED TO ANY THIRD PARTY WITHOUT THE EXPRESS WRITTEN CONSENT OF DELL.

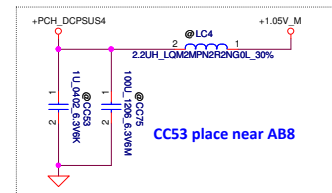
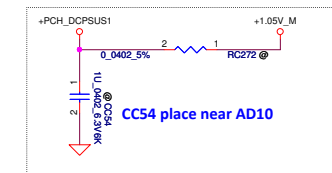
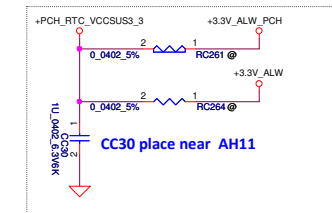
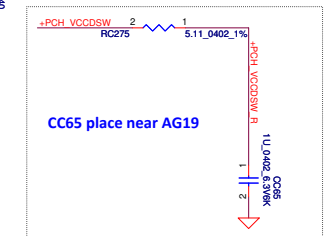


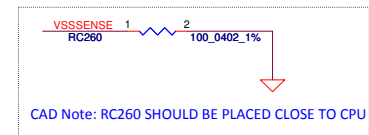


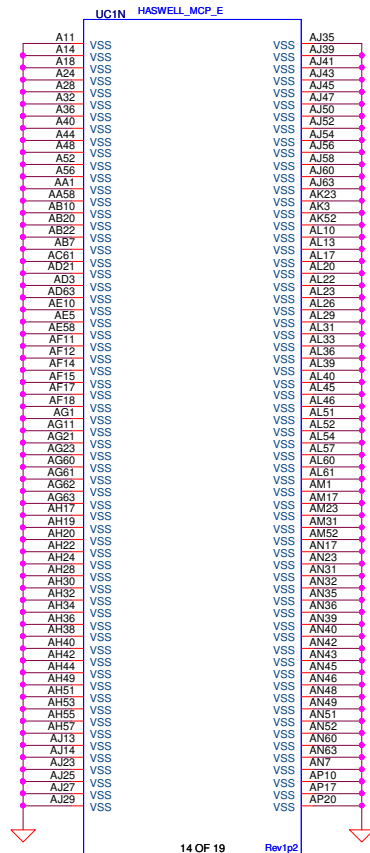
Title			
CPU (10/12)			
Size	Document Number	Rev	
	LA-9591P	0.4	
Date:	Friday, May 17, 2013	Sheet	15 of 58

PROPRIETARY NOTE: THIS SHEET OF ENGINEERING DRAWING AND SPECIFICATIONS CONTAINS CONFIDENTIAL TRADE SECRET AND OTHER PROPRIETARY INFORMATION OF DELL INC. ("DELL") THIS DOCUMENT MAY NOT BE TRANSFERRED OR COPIED WITHOUT THE EXPRESS WRITTEN AUTHORIZATION OF DELL. IN ADDITION, NO PART OF THIS SHEET OR THE INFORMATION IT CONTAINS MAY BE USED BY OR DISCLOSED TO ANY THIRD PARTY WITHOUT THE EXPRESS WRITTEN CONSENT.



Voltage Rail	Voltage (V)	S0 Iccmax Current (A) ³	Sx Iccmax Current (A) ³	Deep Sx Iccmax (A) ³	G3
VCC1_05 (Internal Suspend VR mode using INTVRMEN)	1.05	1.741	0	0	0
VCC1_05 (External Suspend VR mode using INTVRMEN)	1.05	1.632	0	0	
VCCAPLL	1.05	0.057	0	0	0
VCCSATA3PLL	1.05	0.042	0	0	0
VCCUSB3PLL	1.05	0.041	0	0	0
VCCACLKPLL	1.05	0.031	0	0	0
VCCCLK	1.05	0.200	0	0	0
VCCHSIO	1.05	1.838	0	0	0
VCCTS1_5	1.5	0.003	0	0	0
VCC3_3	3.3	0.041	0	0	0
VCCSDIO	3.3	0.017	0	0	0
VCCASW	1.05	0.658	0	0	0
VCCSPI	3.3	0.018	0	0	0
VCCBDA	3.3	0.011	<1 mA	0	0
VCCSUS3_3 (Internal Suspend VR mode using INTVRMEN)	3.3	0.063	0.024	0	0
VCCSUS3_3 (External Suspend VR mode using INTVRMEN)	3.3	0.062	0.005	0	0
DcpSus1 ⁴	1.05	0.109	0.014	0	0
DcpSus2 ⁴	1.05	0.025	0.001	0	0
DcpSus3 ⁴	1.05	0.010	0.003	0	0
DcpSus4 ⁴	1.05	0.001	0.001	0	0
VCCDSW3_3	3.3	0.114	0.004	0.002	0
VCCRTC	3.3	<1 mA	<1 mA	<1 mA	6 μ A See note 1, 2





PROPRIETARY NOTE: THIS SHEET OF ENGINEERING DRAWING AND SPECIFICATIONS CONTAINS CONFIDENTIAL TRADE SECRET AND OTHER PROPRIETARY INFORMATION OF DELL INC. ("DELL") THIS DOCUMENT MAY NOT BE TRANSFERRED OR COPIED WITHOUT THE EXPRESS WRITTEN AUTHORIZATION OF DELL. IN ADDITION, NO PART OF THIS SHEET NOR THE INFORMATION IT CONTAINS MAY BE REPRODUCED OR DISCLOSED TO ANY THIRD PARTY WITHOUT THE EXPRESS WRITTEN CONSENT OF DELL.



DELL CONFIDENTIAL/PROPRIETARY

Compal Electronics, Inc.

CPU (12/12)

LA-9591P

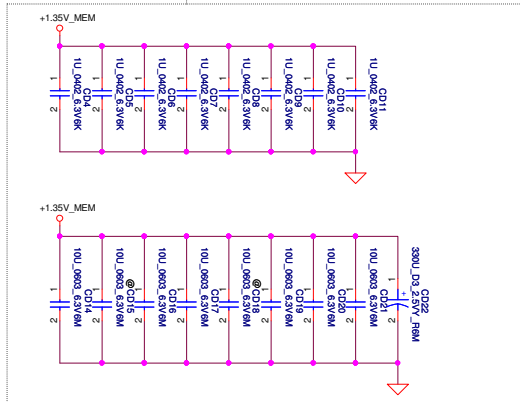
Date: Friday, May 17, 2013

Sheet 17 of 58

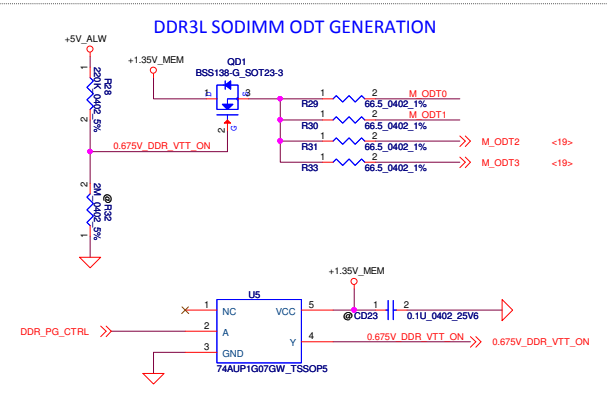
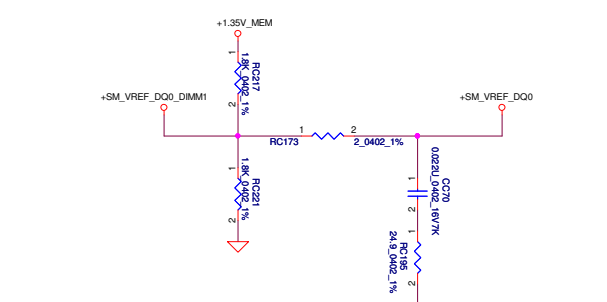
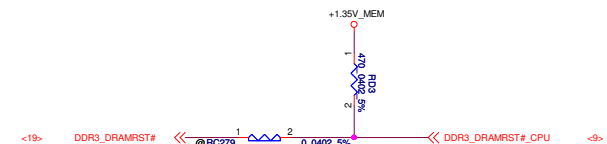
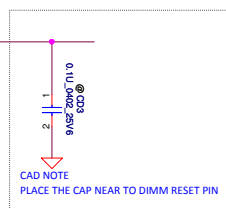

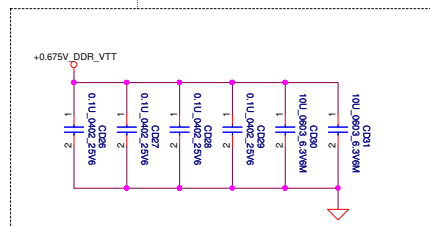
Rev 0.4

<8> DDR_A_DQS# [0..7] <<>
 <8> DDR_A_DQ [0..63] <<>
 <8> DDR_A_DQS [0..7] <<>
 <8> DDR_A_MA [0..15] <<>

Layout Note:
Place near JDIMM1



Layout Note:
Place near
JDIMM1.203,204



DELL CONFIDENTIAL/PROPRIETARY

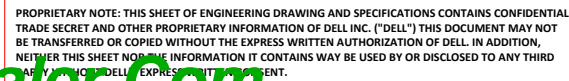
Compal Electronics, Inc.

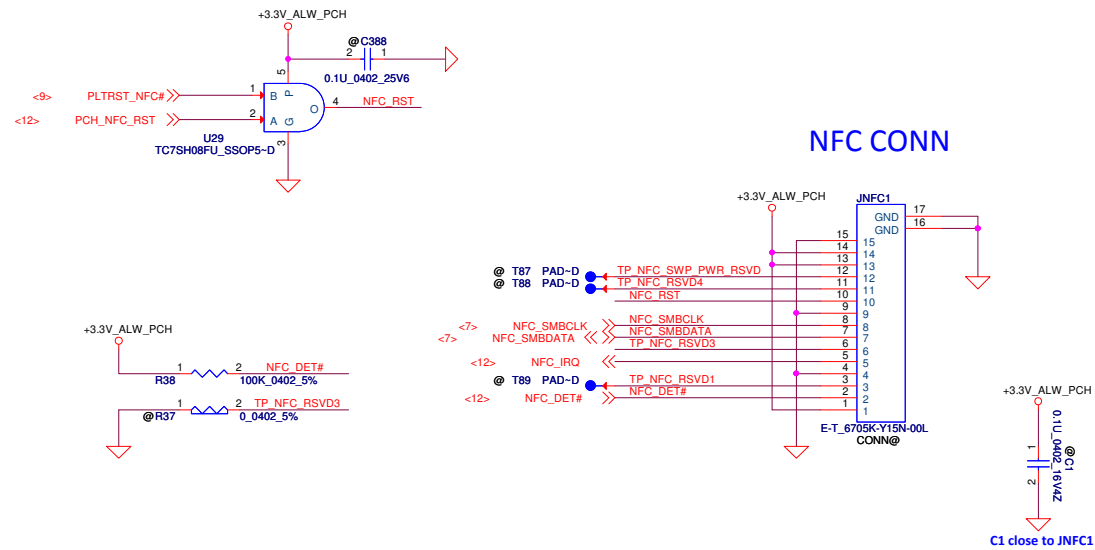
DDR3L

LA-9591P

Friday, May 17, 2013 Sheet 18 of 58

PROPRIETARY NOTE: THIS SHEET OF ENGINEERING DRAWING AND SPECIFICATIONS CONTAINS CONFIDENTIAL TRADE SECRET AND OTHER PROPRIETARY INFORMATION OF DELL INC. ("DELL") THIS DOCUMENT MAY NOT BE TRANSFERRED OR COPIED WITHOUT THE EXPRESS WRITTEN AUTHORIZATION OF DELL. IN ADDITION, NEITHER THIS SHEET NOR THE INFORMATION IT CONTAINS MAY BE USED BY OR DISCLOSED TO ANY THIRD PARTY WITHOUT DELL'S EXPRESS WRITTEN CONSENT.





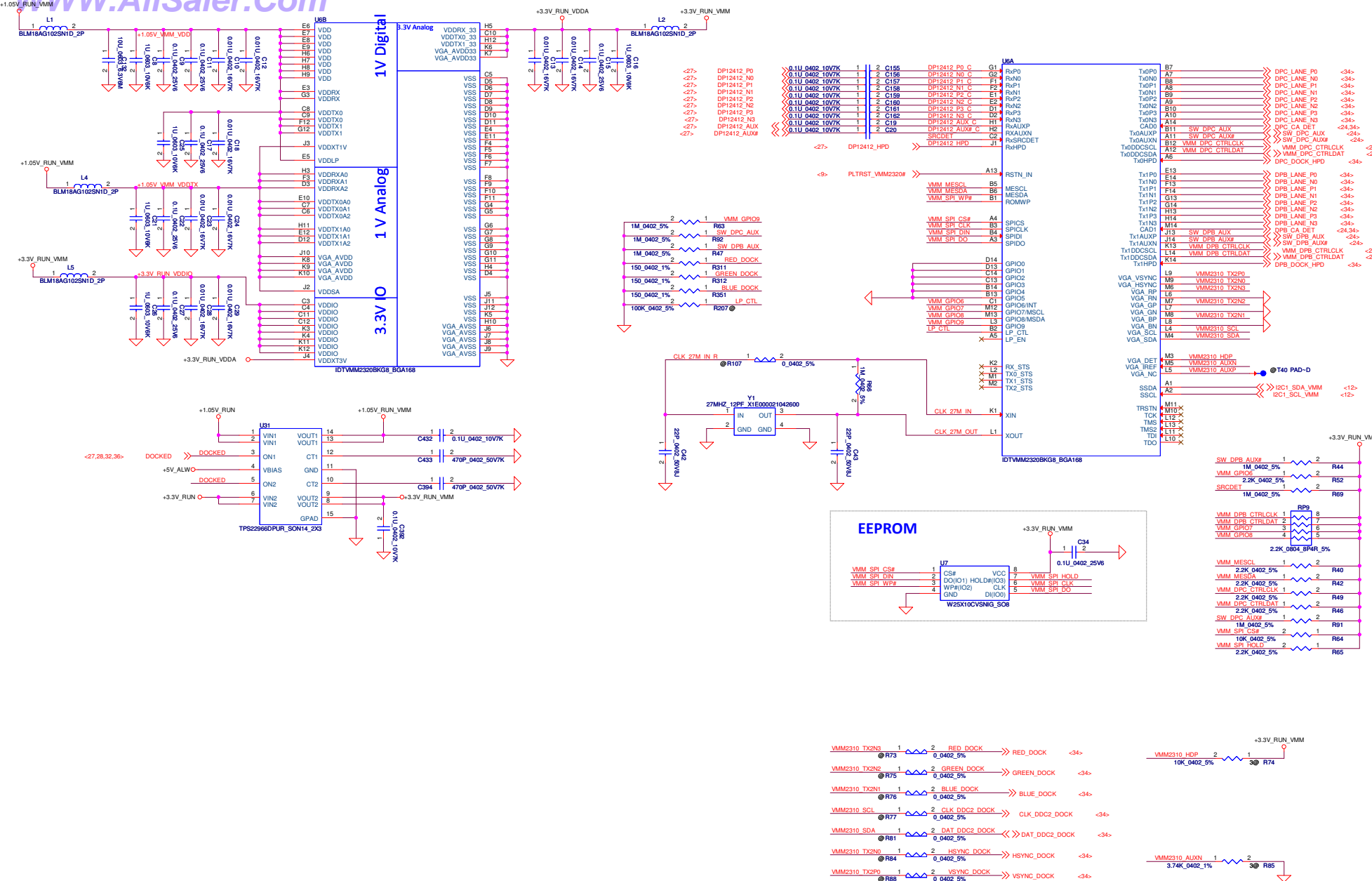
DELL CONFIDENTIAL/PROPRIETARY

Compal Electronics, Inc.



Title		
NFC		
Size	Document Number	Rev
	LA-9591P	0.4
Date:	Friday, May 17, 2013	Sheet 20 of 58


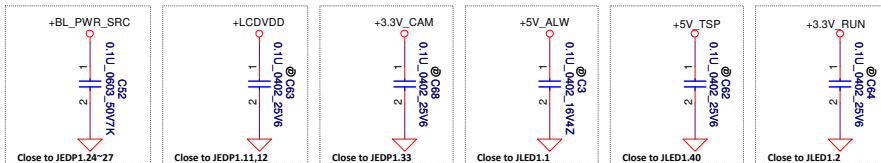
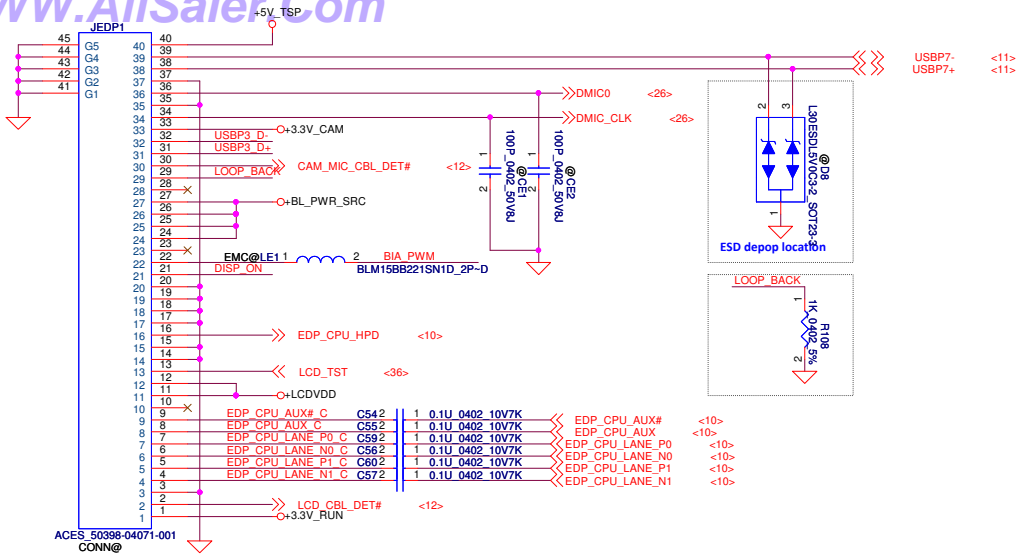
PROPRIETARY NOTE: THIS SHEET OF ENGINEERING DRAWING AND SPECIFICATIONS CONTAINS CONFIDENTIAL TRADE SECRET AND OTHER PROPRIETARY INFORMATION OF DELL INC. ("DELL") THIS DOCUMENT MAY NOT BE TRANSFERRED OR COPIED WITHOUT THE EXPRESS WRITTEN AUTHORIZATION OF DELL. IN ADDITION, NO PART OF THIS SHEET OR THE INFORMATION IT CONTAINS MAY BE USED BY OR DISCLOSED TO ANY THIRD PARTY WITHOUT THE EXPRESS WRITTEN CONSENT OF DELL.



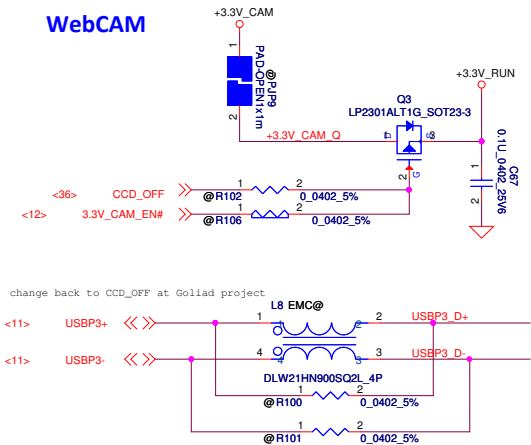
DELL CONFIDENTIAL/PROPRIETARY
Compal Electronics, Inc.

Title		DP 1.2 MST HUB	
Size	Document Number	LA-9591P	
Date	Friday, May 17, 2013	Sheet	21 of 58

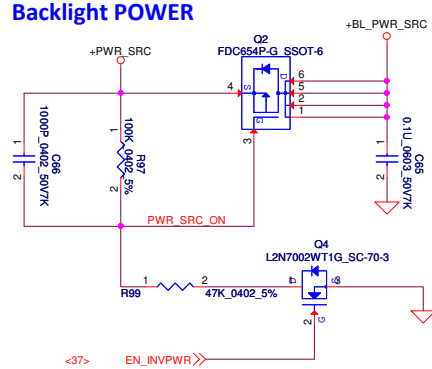
PROPRIETARY NOTE: THIS SHEET OF ENGINEERING DRAWING AND SPECIFICATIONS CONTAINS CONFIDENTIAL TRADE SECRET AND OTHER PROPRIETARY INFORMATION OF DELL INC. ("DELL") THIS DOCUMENT MAY NOT BE TRANSFERRED OR COPIED WITHOUT THE EXPRESS WRITTEN AUTHORIZATION OF DELL. IN ADDITION, NEITHER THIS SHEET NOR THE INFORMATION IT CONTAINS MAY BE USED BY OR DISCLOSED TO ANY THIRD PARTY WITHOUT DELL'S EXPRESS WRITTEN CONSENT.



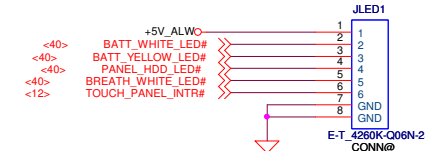
WebCAM



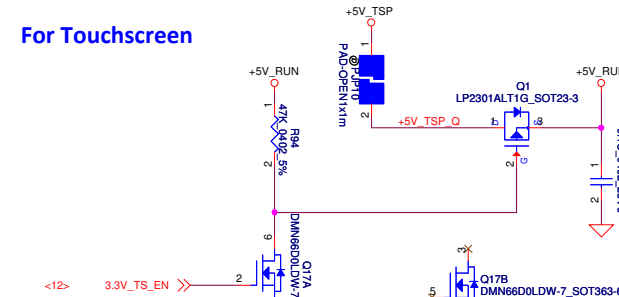
Backlight POWER



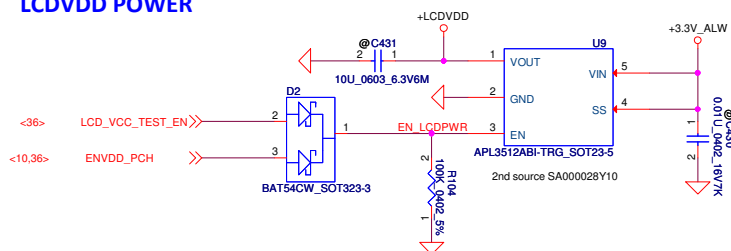
LED CONN



For Touchscreen



LCDVDD POWER



PROPRIETARY NOTE: THIS SHEET OF ENGINEERING DRAWING AND SPECIFICATIONS CONTAINS CONFIDENTIAL TRADE SECRET AND OTHER PROPRIETARY INFORMATION OF DELL INC. ("DELL") THIS DOCUMENT MAY NOT BE TRANSFERRED OR COPIED WITHOUT THE EXPRESS WRITTEN AUTHORIZATION OF DELL. IN ADDITION, NO PART OF THIS SHEET OR THE INFORMATION IT CONTAINS MAY BE USED BY OR DISCLOSED TO ANY THIRD PARTY WITHOUT THE EXPRESS WRITTEN CONSENT OF DELL.

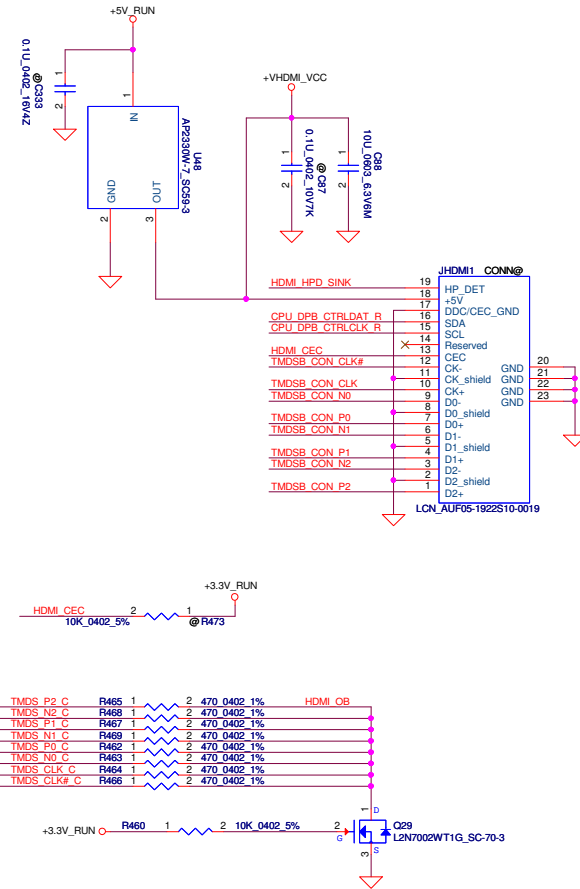
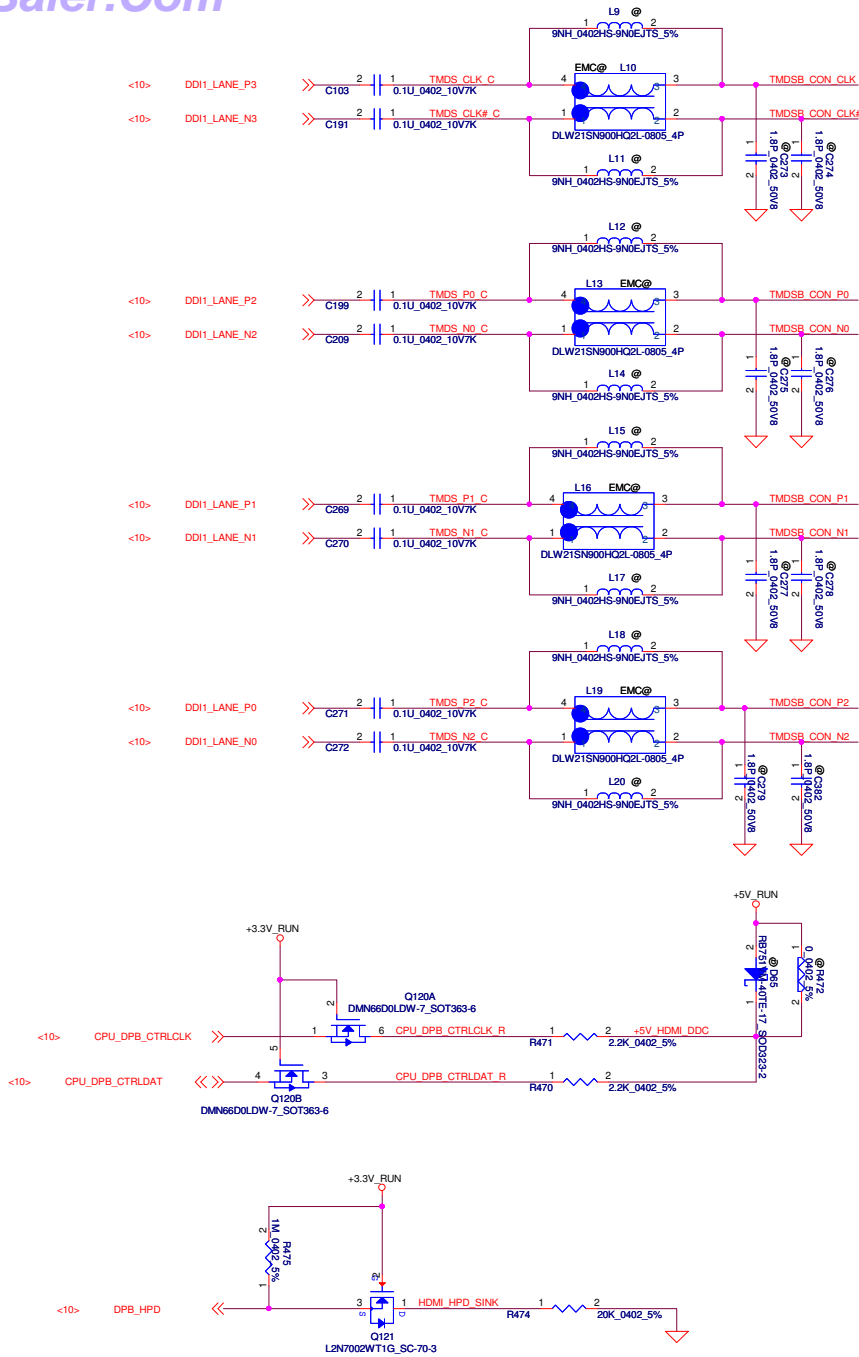
DELL CONFIDENTIAL/PROPRIETARY

Compal Electronics, Inc.

eDP CONN & Touch screen

LA-9591P

File	Document Number	Rev
Size	22	0.4
Date	Friday, May 17, 2013	Sheet



DELL CONFIDENTIAL/PROPRIETARY

Compal Electronics, Inc.

HDMI CONN

LA-9591P

Date: Friday, May 17, 2013 Sheet 23 of 58

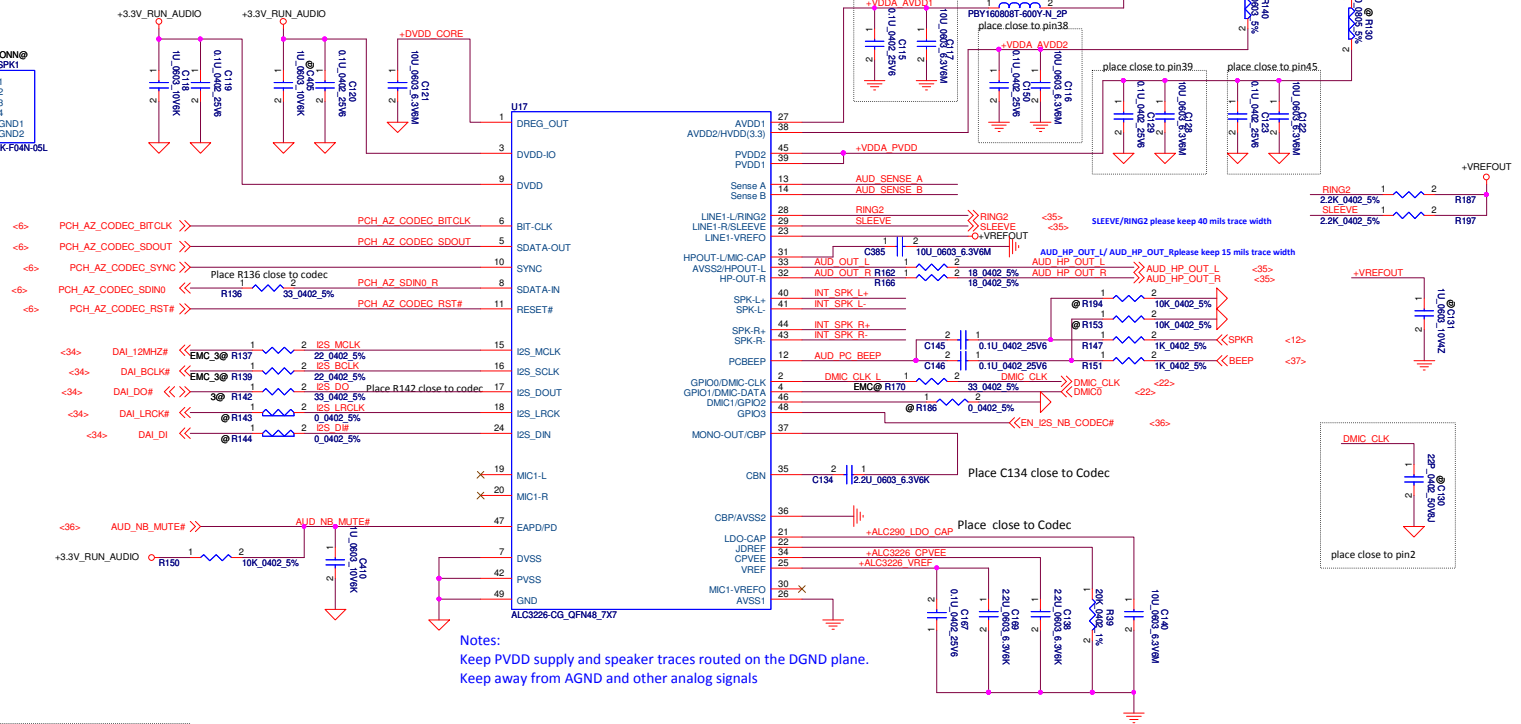
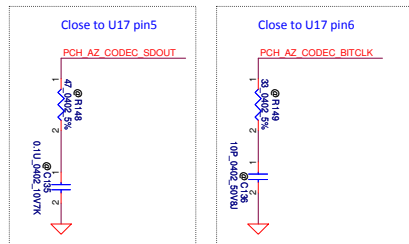
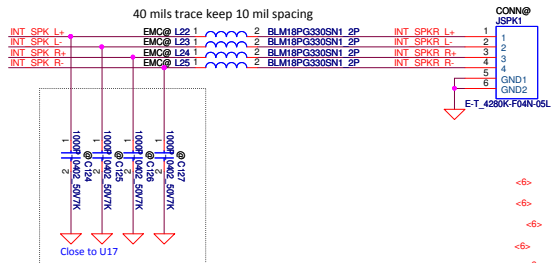
PROPRIETARY NOTE: THIS SHEET OF ENGINEERING DRAWING AND SPECIFICATIONS CONTAINS CONFIDENTIAL INFORMATION OF DELL CORPORATION ("DELL"). THIS DOCUMENT MAY NOT BE REPRODUCED OR TRANSMITTED IN ANY FORM OR BY ANY MEANS, ELECTRONIC OR MECHANICAL, INCLUDING PHOTOCOPYING, RECORDING, OR BY ANY INFORMATION STORAGE AND RETRIEVAL SYSTEM, WITHOUT THE EXPRESS WRITTEN PERMISSION OF DELL CORPORATION. IN ADDITION, NO PART OF THIS SHEET OF ENGINEERING DRAWING AND SPECIFICATIONS MAY BE REPRODUCED OR TRANSMITTED IN ANY FORM OR BY ANY MEANS, ELECTRONIC OR MECHANICAL, INCLUDING PHOTOCOPYING, RECORDING, OR BY ANY INFORMATION STORAGE AND RETRIEVAL SYSTEM, WITHOUT THE EXPRESS WRITTEN PERMISSION OF DELL CORPORATION.

WWW.AliSaler.Com



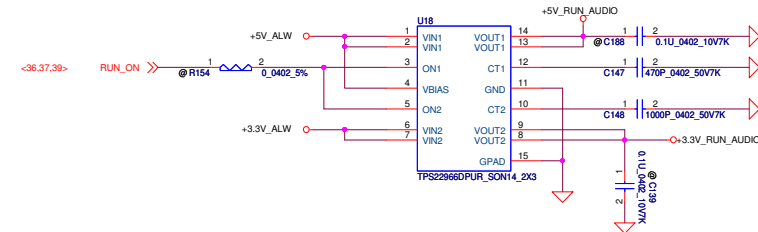
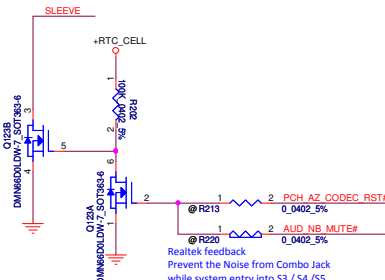
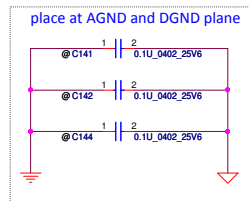
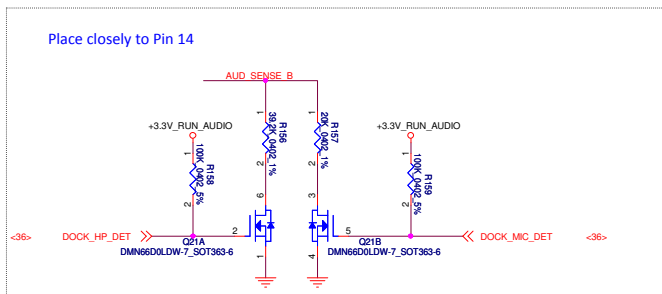
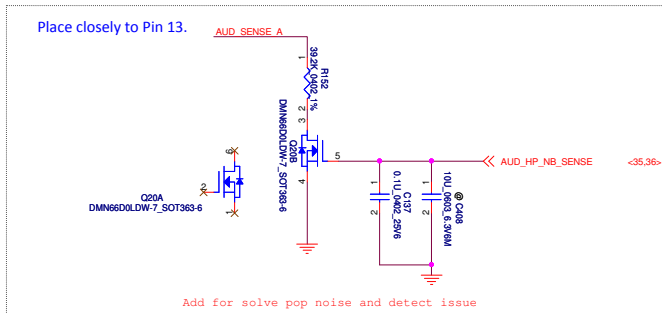
Title			
HDD CONN			
Size	Document Number		Rev
	LA-9591P		0.4
Date:	Friday, May 17, 2013	Sheet 25 of 58	

Internal Speakers Header



Notes:

- Keep PVDD supply and speaker traces routed on the DGND plane.
- Keep away from AGND and other analog signals



DELL CONFIDENTIAL/PROPRIETARY

Compal Electronics, Inc.

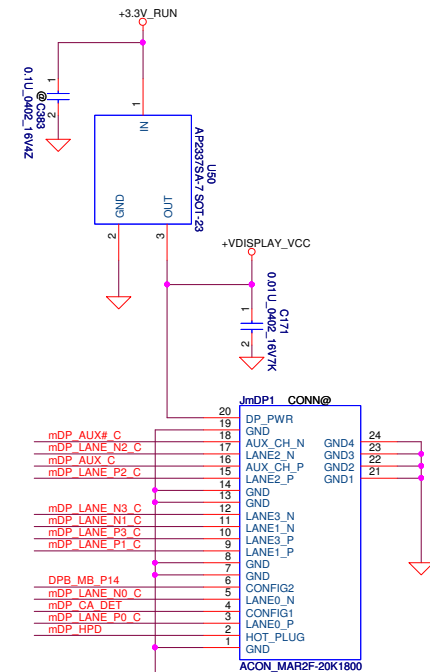
Codec ALC3226

LA-9591P

Date: Friday, May 17, 2013

Sheet 26 of 58

PROPRIETARY NOTE: THIS SHEET OF ENGINEERING DRAWING AND SPECIFICATIONS CONTAINS CONFIDENTIAL TRADE SECRET AND OTHER PROPRIETARY INFORMATION OF DELL INC. ("DELL") THIS DOCUMENT MAY NOT BE REPRODUCED, COPIED OR COPIED WITHOUT THE EXPRESS WRITTEN AUTHORIZATION OF DELL. IN ADDITION, THE INFORMATION ON THIS SHEET IS NOT TO BE USED BY OR DISCLOSED TO ANY THIRD PARTY WITHOUT DELL'S EXPRESS WRITTEN PERMISSION.

Rev
0.4

Sheet 27 of 58

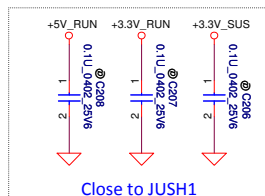
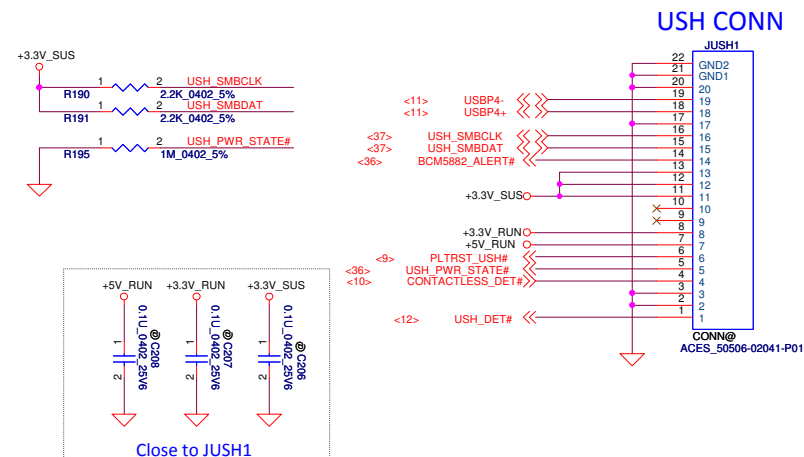
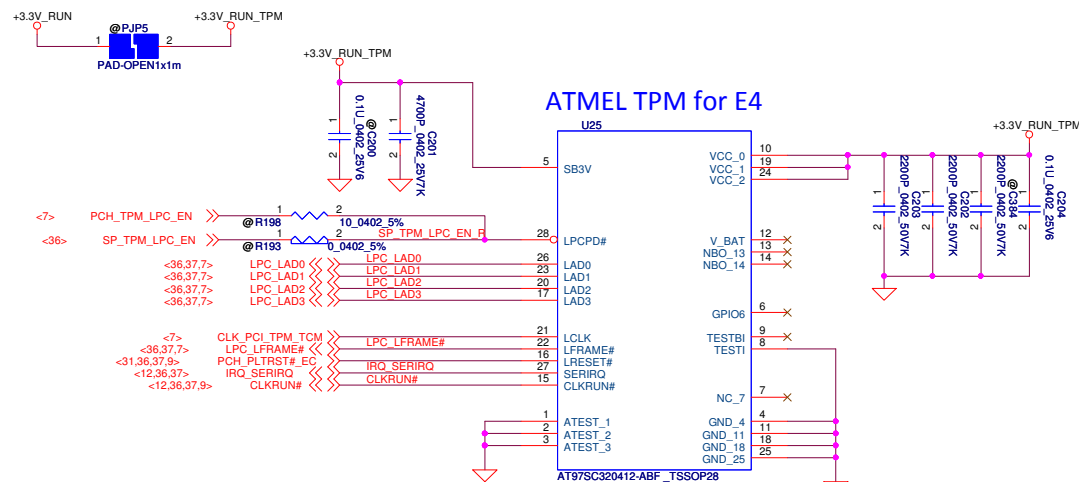




Note:
+1.0V_LAN will work at 0.95V to 1.15V



Date: Friday, May 17, 2013 Sheet 28 of 58



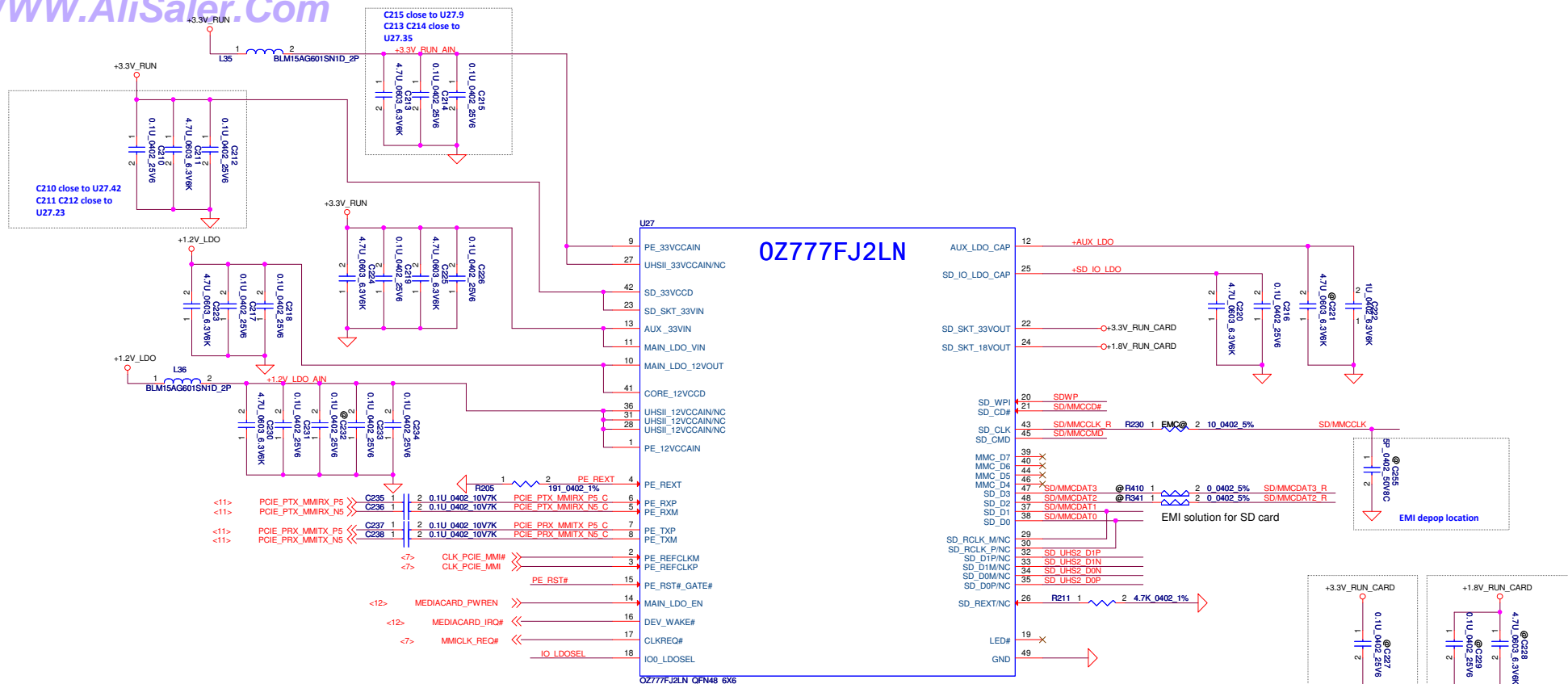
DELL CONFIDENTIAL/PROPRIETARY

Compal Electronics, Inc.



Title		
USH & TPM		
Size	Document Number	Rev
	LA-9591P	0.4
Date:	Friday, May 17, 2013	Sheet 29 of 58

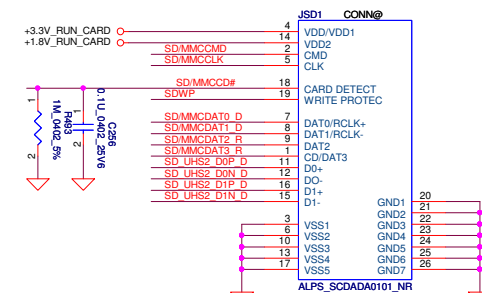
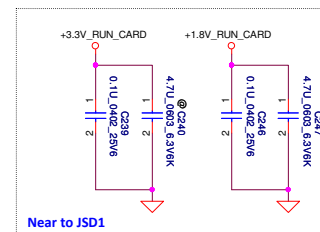
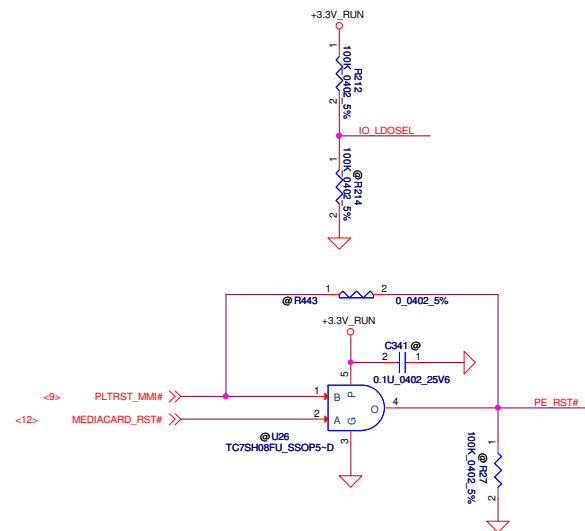
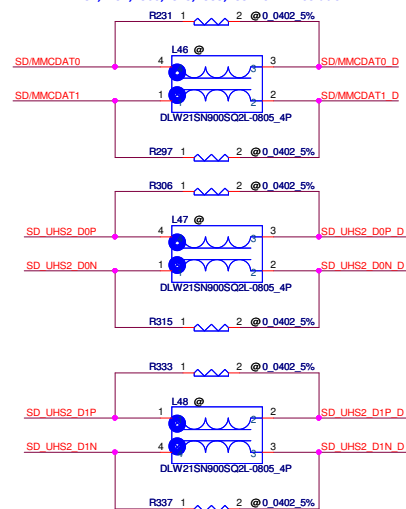
PROPRIETARY NOTE: THIS SHEET OF ENGINEERING DRAWING AND SPECIFICATIONS CONTAINS CONFIDENTIAL TRADE SECRET AND OTHER PROPRIETARY INFORMATION OF DELL INC. ("DELL") THIS DOCUMENT MAY NOT BE TRANSFERRED OR COPIED WITHOUT THE EXPRESS WRITTEN AUTHORIZATION OF DELL. IN ADDITION, NO PART OF THIS SHEET OR THE INFORMATION IT CONTAINS MAY BE USED BY OR DISCLOSED TO ANY THIRD PARTY WITHOUT THE WRITTEN CONSENT OF DELL.



please routing daisy chain

1. from U27.38 (SD_D0) -> U27.32 (SD_RCLK_P) -> L46.4
2. From U27.37 (SD_D1) -> U27.33 (SD_RCLK_N) -> L46.1

R231,R297,R306,R315,R333,R337 for EMI solution



DELL CONFIDENTIAL/PROPRIETARY

Compal Electronics, Inc.

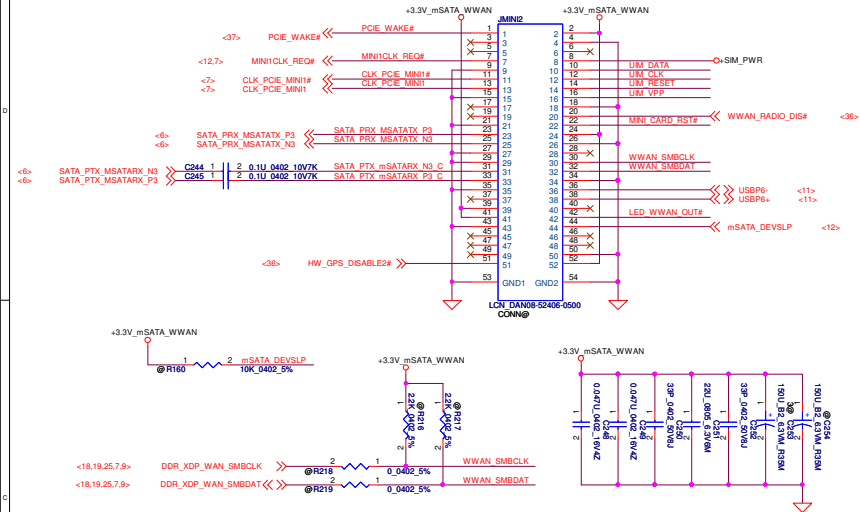
Card Reader

LA-9591P

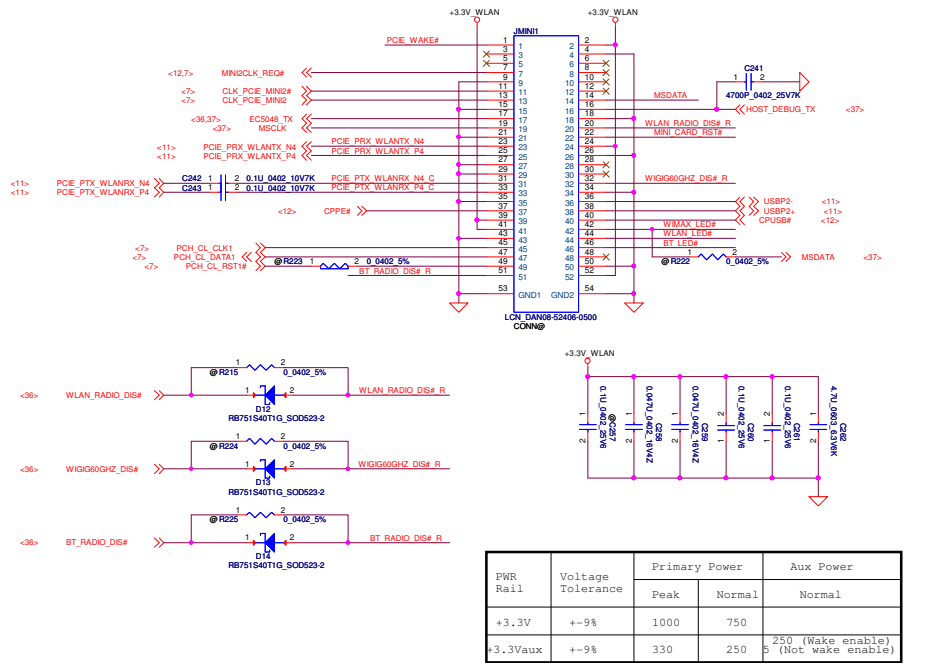
Date: Friday, May 17, 2013

Sheet 30 of 58

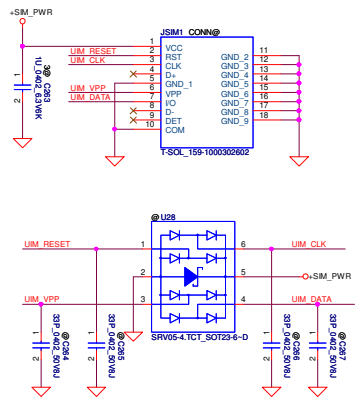
Mini WWAN/GPS/LTE/mSATA/PP H=4



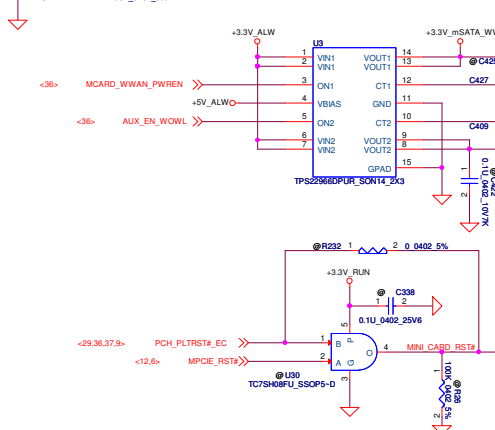
Mini WLAN/WiFi/BT H=4



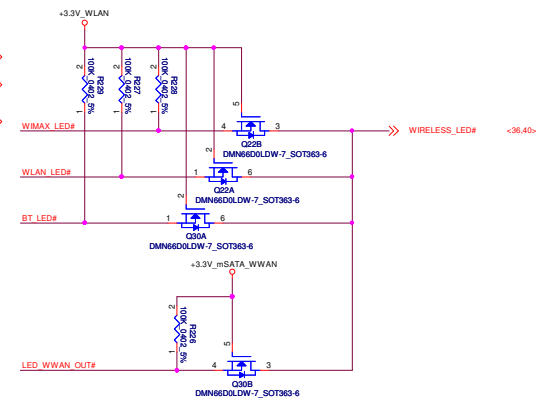
SIM Card Push-Push



MCARD WWAN PWREN



LED control circuit

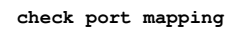


DELL CONFIDENTIAL/PROPRIETARY

Compal Electronics, Inc.

File	Mini Card
Size	Document Number
Rev	LA-9591P
Date	Friday, May 17, 2013
Sheet	31 of 38

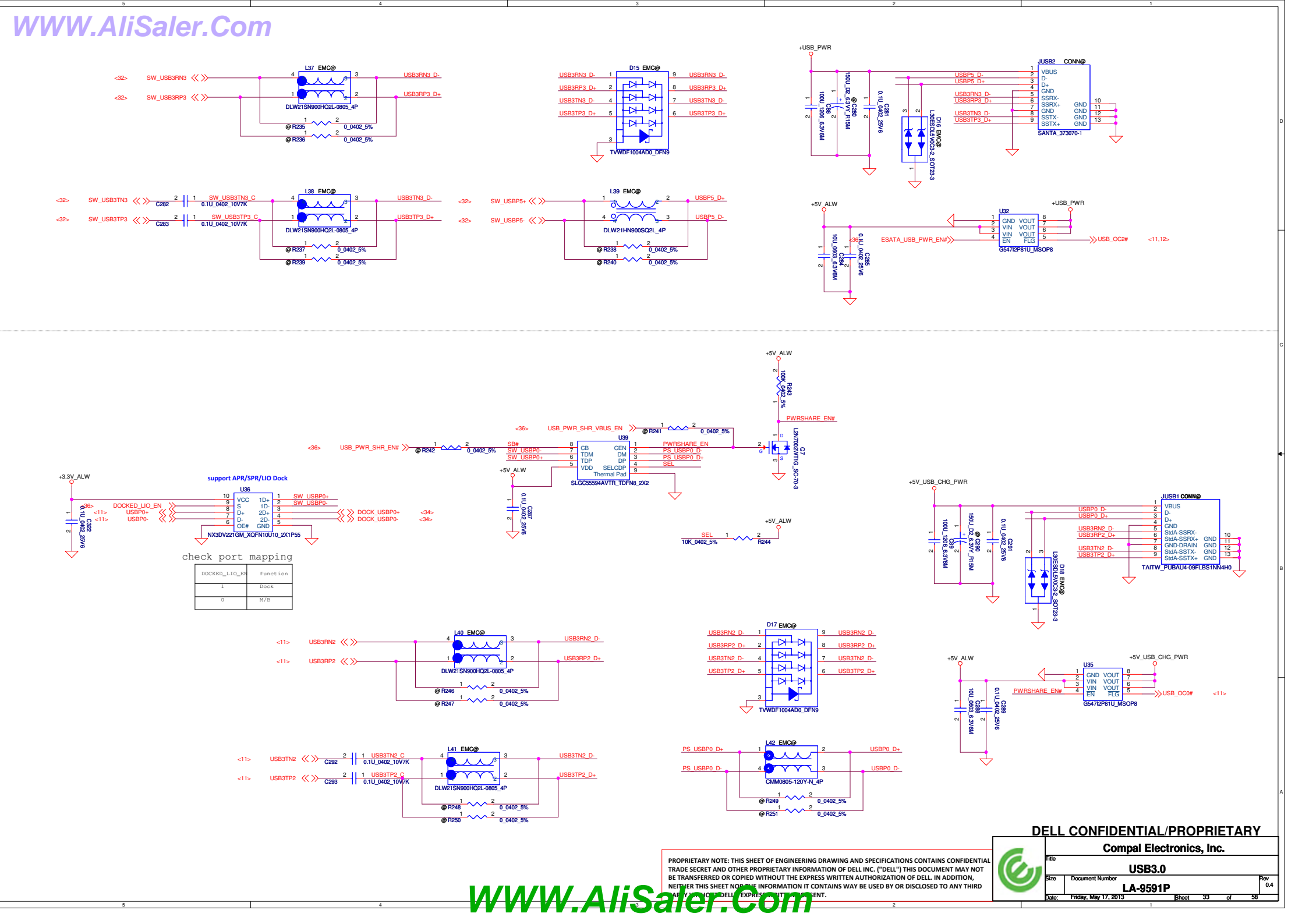
PROPRIETARY NOTE: THIS SHEET OF ENGINEERING DRAWING AND SPECIFICATIONS CONTAINS CONFIDENTIAL TRADE SECRET AND OTHER PROPRIETARY INFORMATION OF DELL INC. ("DELL") THIS DOCUMENT MAY NOT BE REPRODUCED OR TRANSMITTED IN ANY FORM OR BY ANY MEANS WITHOUT THE EXPRESS WRITTEN AUTHORIZATION OF DELL INC. IN ADDITION, THE INFORMATION CONTAINED HEREIN IS UNCLASSIFIED AND NOT SUBJECT TO EXPORT CONTROL REQUIREMENTS.



DOCKED	function
1	Dock
0	M/B



Title			
USB SW			
Size	Document Number		Rev
	LA-9591P		0.4
Date:	Friday, May 17, 2013	Sheet 32	of 58



WWW.AliSaler.Com

WWW.AliSaler.Com

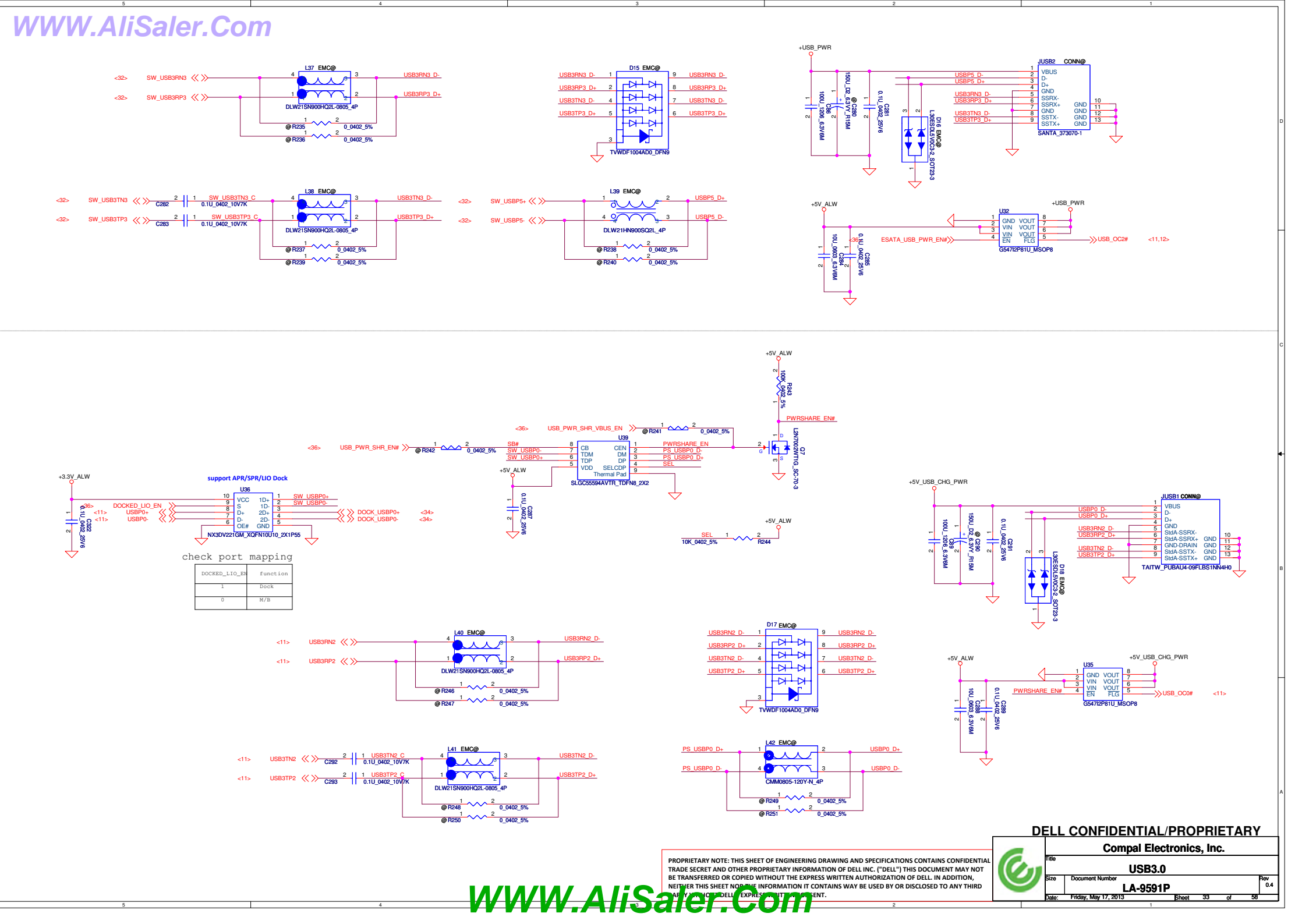
WWW.AliSaler.Com

WWW.AliSaler.Com

WWW.AliSaler.Com

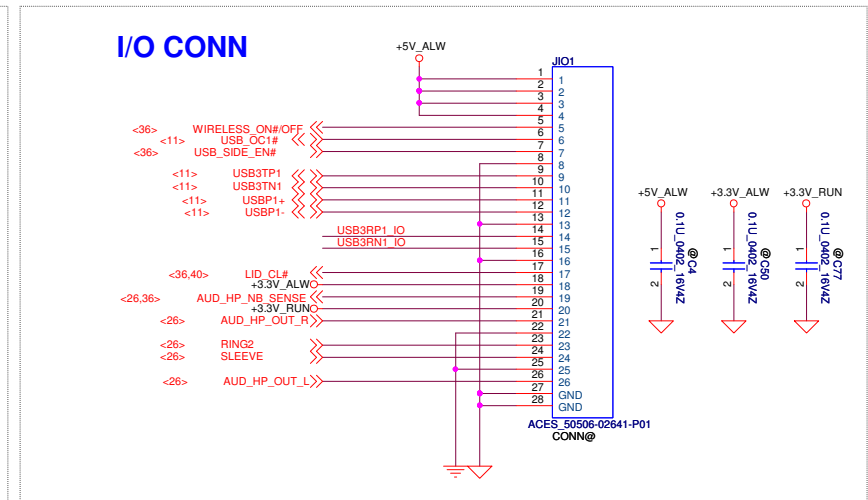
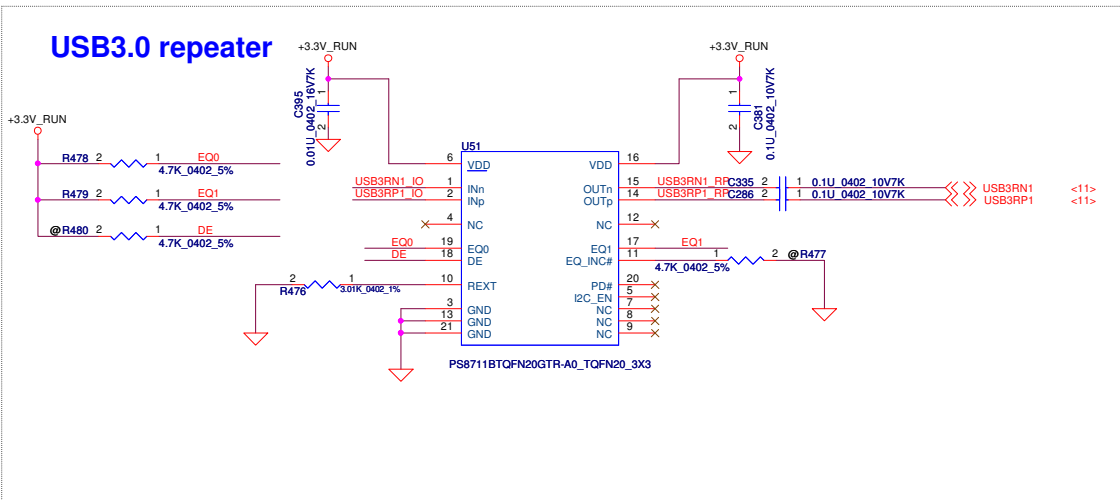
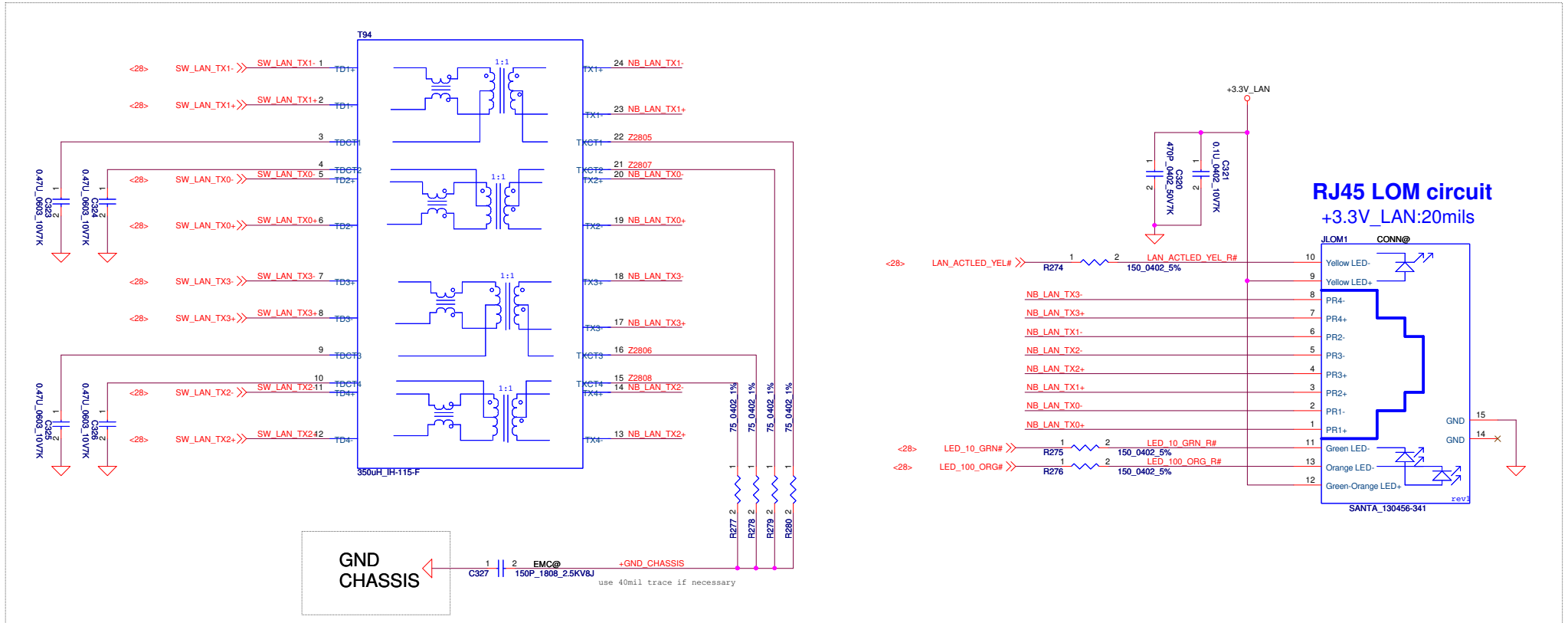
WWW.AliSaler.Com

WWW.AliSaler.Com





Sheet 34 of 58



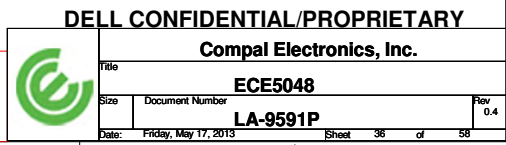
DELL CONFIDENTIAL/PROPRIETARY

Compal Electronics, Inc.



Title					Rev 0.4
RJ45 & I/O					
Size	Document Number				Rev 0.4
	LA-9591P				
Date:	Friday, May 17, 2013			Sheet 35 of 58	

PROPRIETARY NOTE: THIS SHEET OF ENGINEERING DRAWING AND SPECIFICATIONS CONTAINS CONFIDENTIAL TRADE SECRET AND OTHER PROPRIETARY INFORMATION OF DELL INC. ("DELL") THIS DOCUMENT MAY NOT BE TRANSFERRED OR COPIED WITHOUT THE EXPRESS WRITTEN AUTHORIZATION OF DELL. IN ADDITION, NO PART OF THIS SHEET OR THE INFORMATION IT CONTAINS MAY BE USED BY OR DISCLOSED TO ANY THIRD PARTY WITHOUT DELL'S PRIOR WRITTEN CONSENT.






Thermal diode mapping	
5075 Channel	Location
DP1/DN1	CPU
DP2/DN2	DIMM
DP4/DN4	V.R


Place C266 close to the Q11 as possible



2/DN2 for SODIMM on Q13, place Q13 close
SODIMM and C373 close to Q13.



MMBT3904WT1G_SC70-3-D



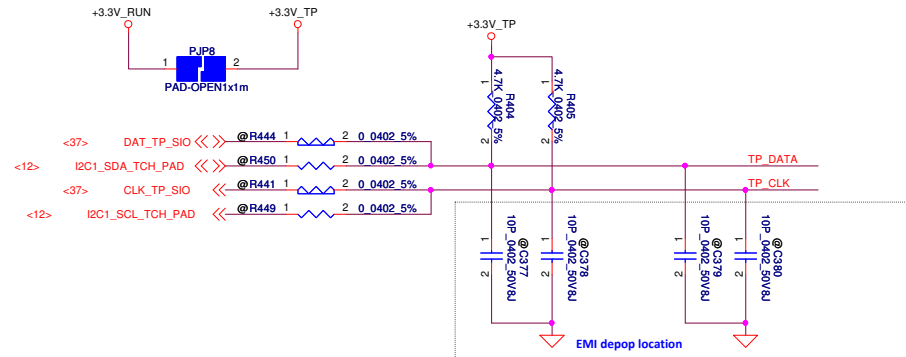
DELL CONFIDENTIAL/PROPRIETARY

Compal Electronics, Inc.

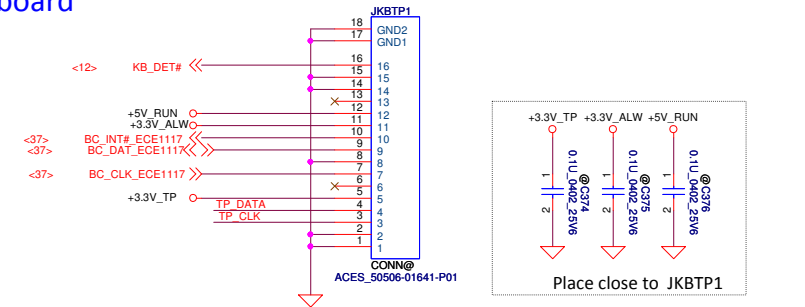
MEC5075	
Size	Document Number
	LA-9591P

PROPRIETARY NOTE: THIS SHEET OF ENGINEERING DRAWING AND SPECIFICATIONS CONTAINS CONFIDENTIAL TRADE SECRET AND OTHER PROPRIETARY INFORMATION OF DELL INC. ("DELL") THIS DOCUMENT MAY NOT BE TRANSFERRED OR COPIED WITHOUT THE EXPRESS WRITTEN AUTHORIZATION OF DELL. IN ADDITION, NEITHER THIS SHEET NOR THE INFORMATION IT CONTAINS MAY BE USED BY OR DISCLOSED TO ANY THIRD PARTY WITHOUT DELL'S EXPRESS WRITTEN CONSENT.

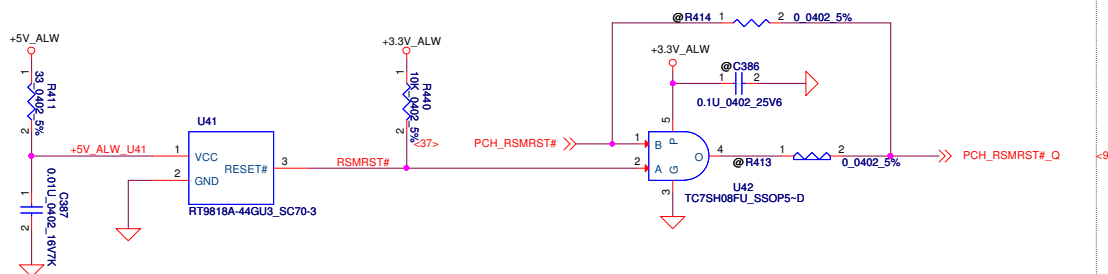
Touch Pad



Keyboard



RSMRST circuit



@IO FFC

Part Number	Description
DA30000GZ00	FFC 0VN LF-9591P REV0 M/B-IO/B

@eDP TS Cable

Part Number	Description
DC02C004500	H-CONN SET 0VN MB-LCD-LED-CAM-TS

@eDP Cable

Part Number	Description
DC02C004T00	H-CONN SET 0VN MB-LCD-LED-CAM

@SATA Cable

Part Number	Description
DC02C004K00	H-CONN SET 0VN MB-HDD

@DC-IN Cable

Part Number	Description
DC30100MF00	CONN SET 0VN DCJACK-MB 2DW1003-038110F

@RTC BATT

Part Number	Description
DC30100MF00	CONN SET 0VN DCJACK-MB 2DW1003-038110F

@FAN

Part Number	Description
DC28A000800	FAN SET DAQ20 DC5V AB7405HB-HB3 ADDA

@MEDIA Board FFC

Part Number	Description
NBX0001CW00	FFC 8P G P0.5 PAD0.3 50MM MB-MEDIA/B 0VN

@KBTP FFC

Part Number	Description
NBX0001CZ00	FFC 15P G P.5 PAD.3 85MM MB-NFC MODU 0VN

@NFC Board FFC

Part Number	Description
NBX0001CZ00	FFC 15P G P.5 PAD.3 85MM MB-NFC MODU 0VN

@USH Board FFC

Part Number	Description
NBX0001CY00	FFC 20P G P0.5 PAD=0.3 75MM MB-USH/B 0VN

@FP FFC

Part Number	Description
NBX0001D100	FFC 6P G P0.5 PAD=0.3 75MM USH/B-FP 0VN

@Speak

Part Number	Description
PK230003Q0L	SPK PACK ZJX 2.0W 4 OHM FG

DELL CONFIDENTIAL/PROPRIETARY

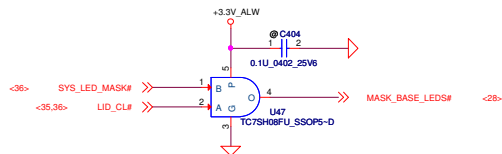
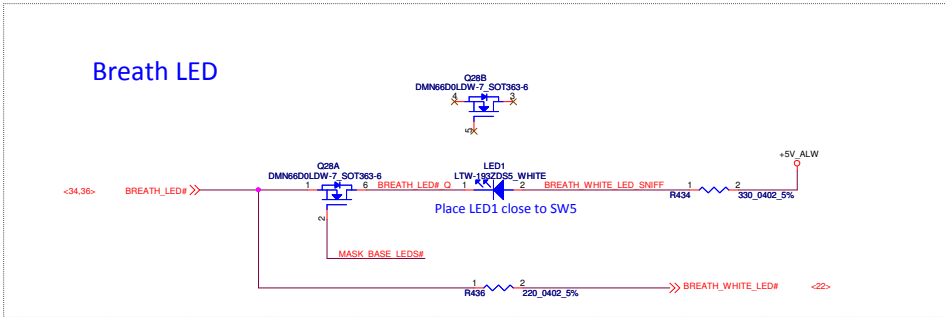
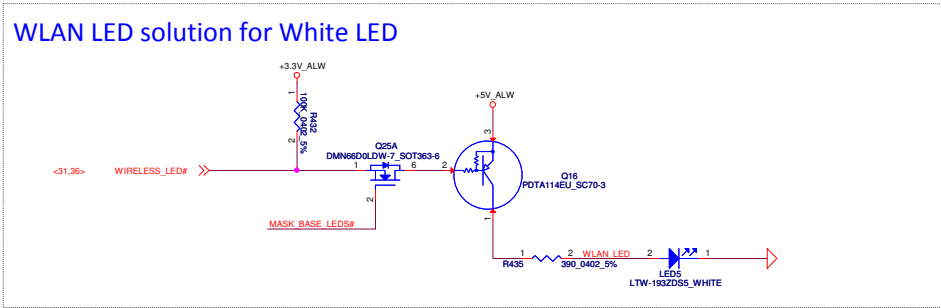
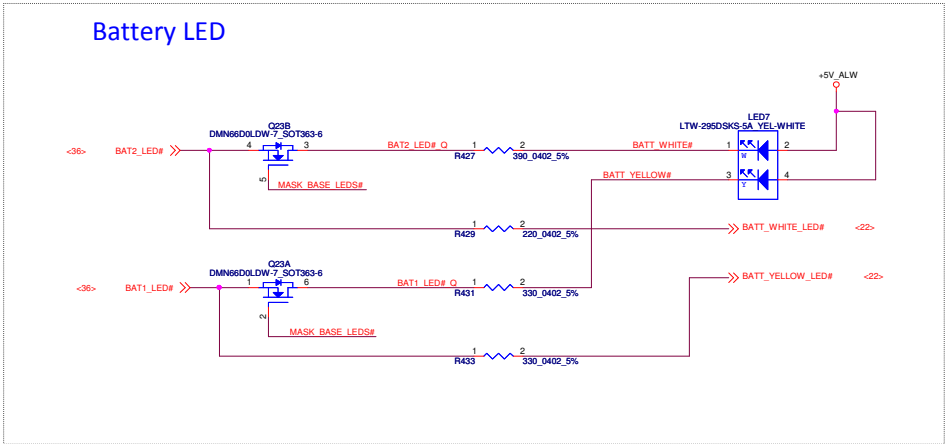
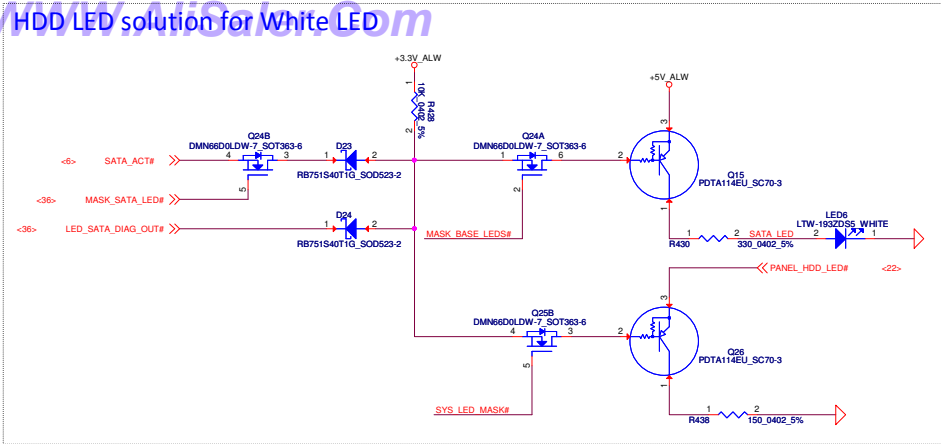
Compal Electronics, Inc.



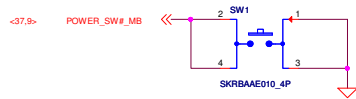
Title		
Keyboard		
Size	Document Number	Rev
	LA-9591P	0.4
Date:	Friday, May 17, 2013	Sheet 38 of 58

PROPRIETARY NOTE: THIS SHEET OF ENGINEERING DRAWING AND SPECIFICATIONS CONTAINS CONFIDENTIAL TRADE SECRET AND OTHER PROPRIETARY INFORMATION OF DELL INC. ("DELL") THIS DOCUMENT MAY NOT BE TRANSFERRED OR COPIED WITHOUT THE EXPRESS WRITTEN AUTHORIZATION OF DELL. IN ADDITION, NUMBER THIS SHEET NOT THE INFORMATION IS CONTAINS MAY BE USED BY OR DISCLOSED TO ANY THIRD PARTY WITHOUT THE WRITTEN CONSENT.





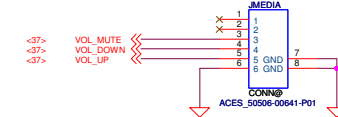
POWER & INSTANT ON SWITCH



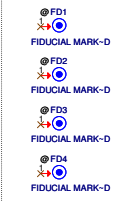
EMI CLIP



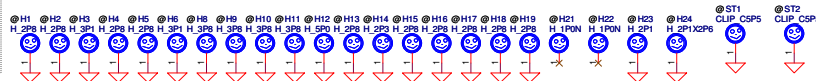
Media board CONN



Fiducial Mark



LED Circuit Control Table		
	SYS_LED_MASK#	LID_CL#
Mask All LEDs (Sniffer Function)	0	X
Mask Base MB LEDs (Lid Closed)	1	0
Do not Mask LEDs (Lid Opened)	1	1

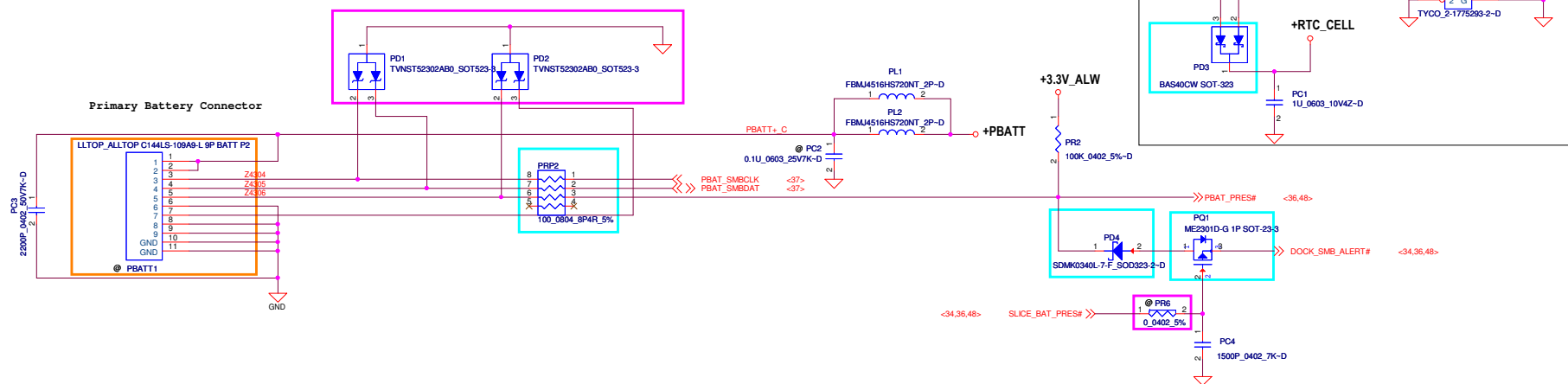


PROPRIETARY NOTE: THIS SHEET OF ENGINEERING DRAWING AND SPECIFICATIONS CONTAINS CONFIDENTIAL TRADE SECRET AND OTHER PROPRIETARY INFORMATION OF DELL INC. ("DELL") THIS DOCUMENT MAY NOT BE TRANSFERRED OR COPIED WITHOUT THE EXPRESS WRITTEN AUTHORIZATION OF DELL. IN ADDITION, NEITHER THIS SHEET NOR THE INFORMATION IT CONTAINS MAY BE USED BY OR DISCLOSED TO ANY THIRD PARTY WITHOUT DELL'S EXPRESS WRITTEN CONSENT.

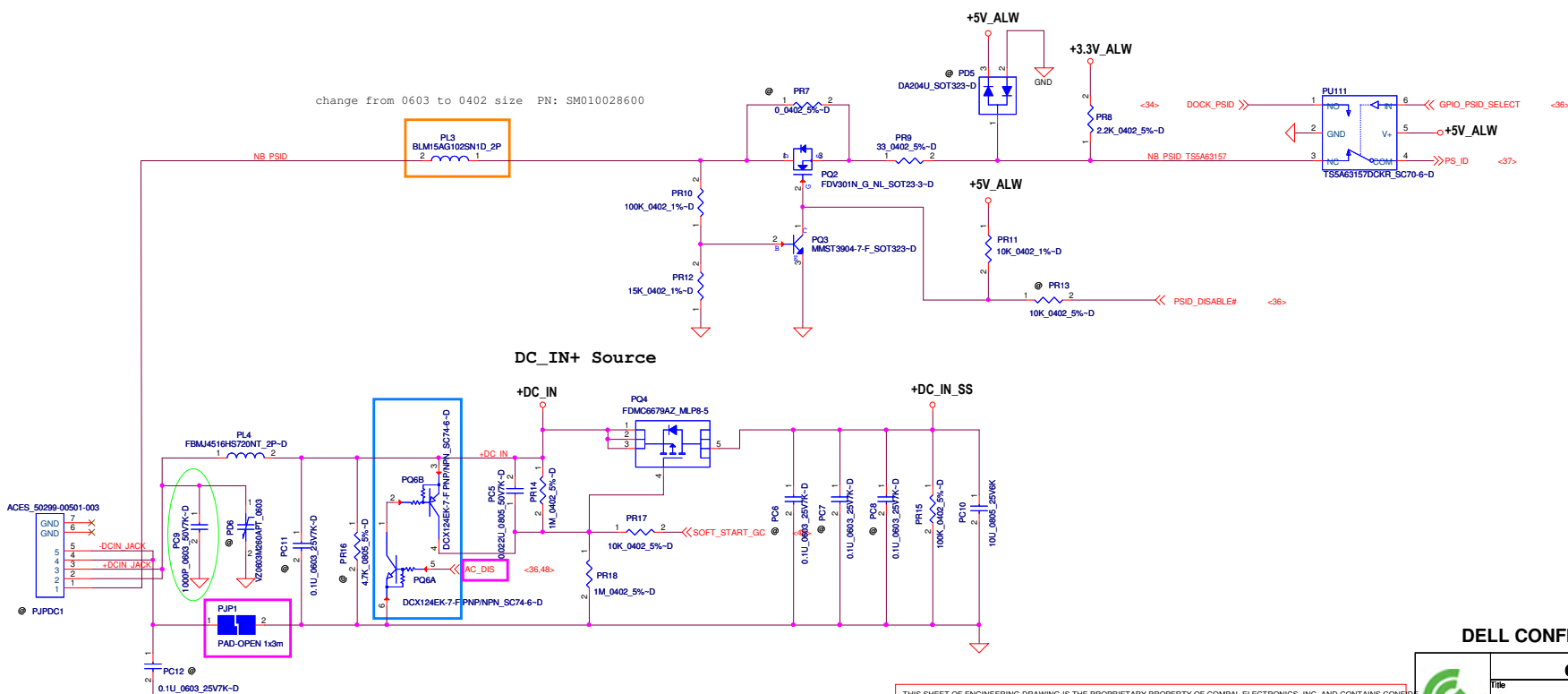
DELL CONFIDENTIAL/PROPRIETARY

Compal Electronics, Inc.

Title		PAD, LED	
Size	Document Number	LA-9591P	
Date	Friday, May 17, 2013	Sheet	40 of 58



change from 0603 to 0402 size PN: SM010028600



DELL CONFIDENTIAL/PROPRIETARY

Compal Electronics, Inc.	
+DCIN	
Size	Document Number
LA-9591P	Rev 0.4
Date: Friday, May 17, 2013	Sheet 41 of 57



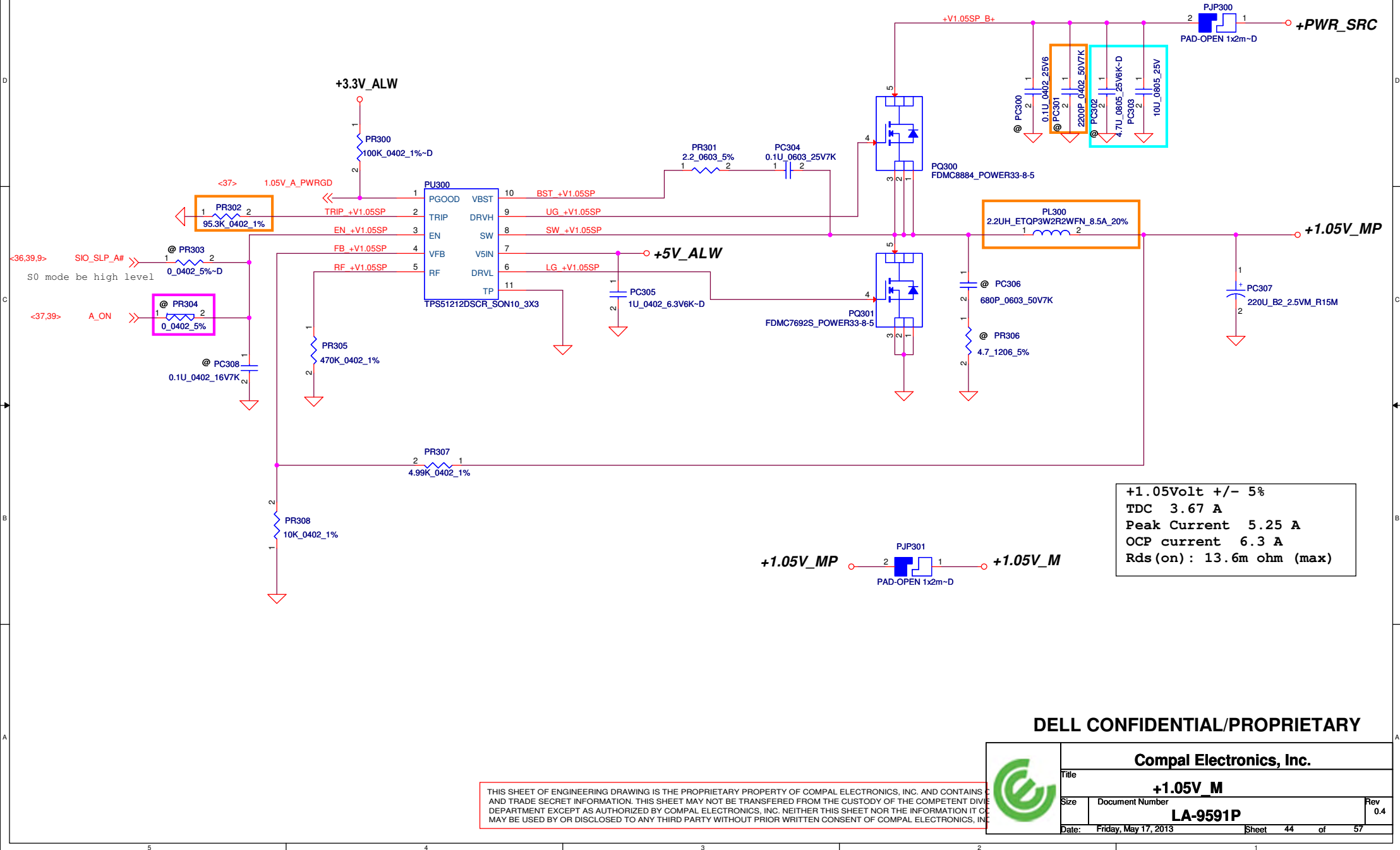
0.75Volt +/- 5%
TDC 0.525A
Peak Current 0.75A
OCP Current 0.9A



Title **+1.35V MEN/+0.675V DDR VTT**


Size	Document Number	Rev
	LA-9591B	0.4

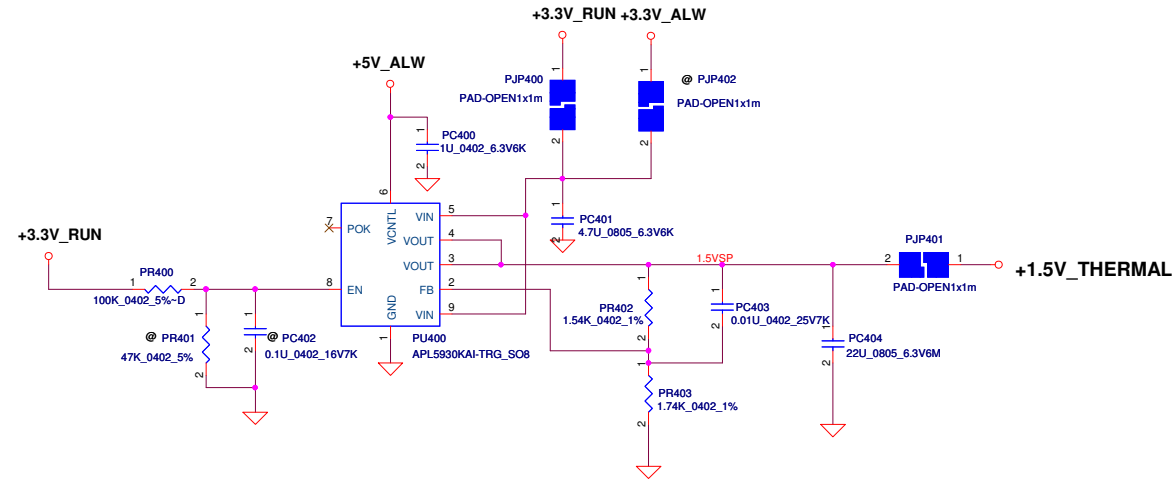
Date: Friday, May 17, 2013 Sheet 43 of 57



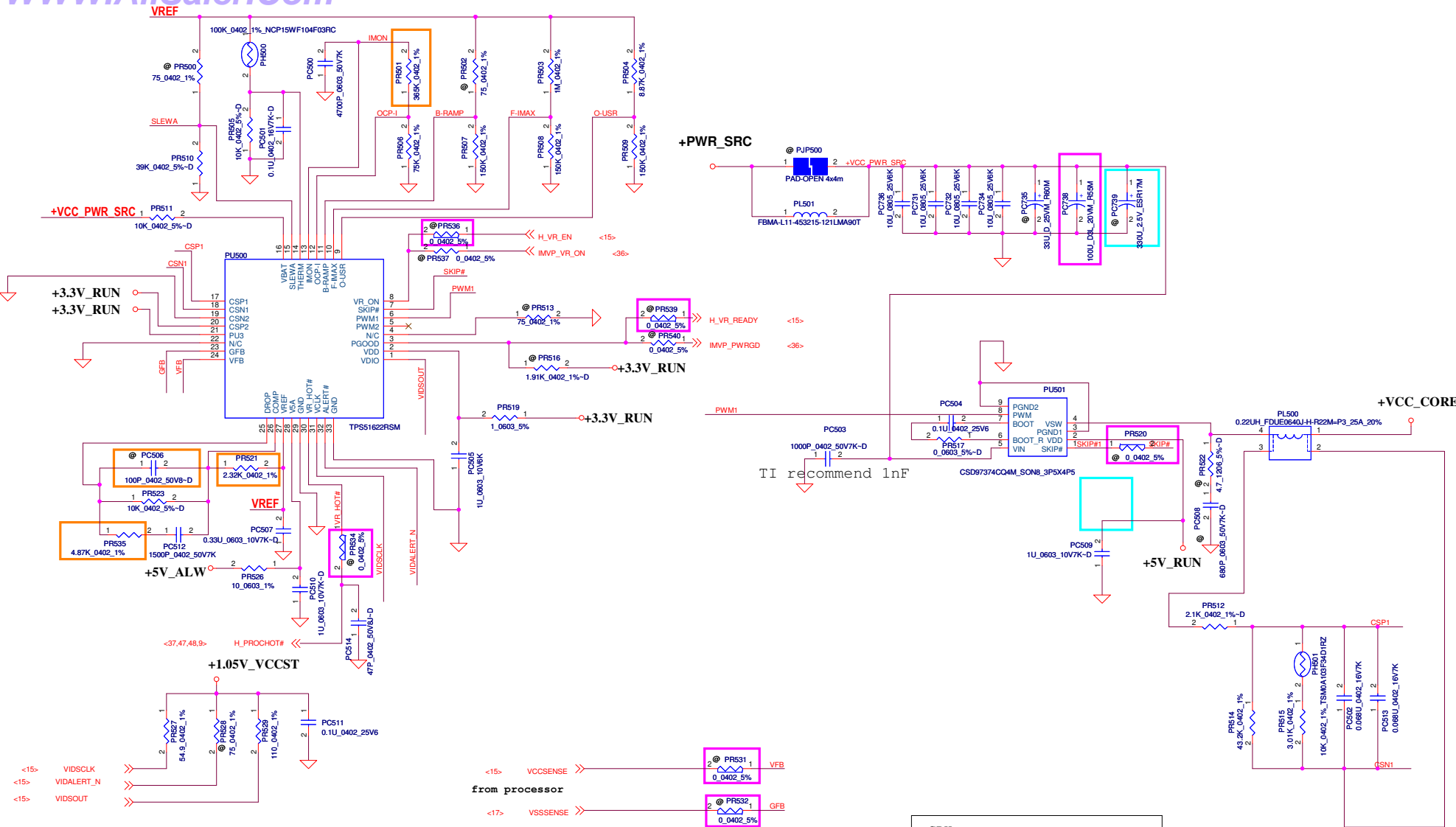
DELL CONFIDENTIAL/PROPRIETARY

THIS SHEET OF ENGINEERING DRAWING IS THE PROPRIETARY PROPERTY OF COMPAL ELECTRONICS, INC. AND CONTAINS TRADE SECRET INFORMATION. THIS SHEET MAY NOT BE TRANSFERRED FROM THE CUSTODY OF THE COMPETENT DIVISION OR DEPARTMENT EXCEPT AS AUTHORIZED BY COMPAL ELECTRONICS, INC. NEITHER THIS SHEET NOR THE INFORMATION IT CONTAINS MAY BE USED BY OR DISCLOSED TO ANY THIRD PARTY WITHOUT PRIOR WRITTEN CONSENT OF COMPAL ELECTRONICS, INC.

			
Compal Electronics, Inc.			
Title			
+1.05V_M			
Size	Document Number		Rev
	LA-9591P		0.4
Date:	Friday, May 17, 2013		Sheet 44 of 57



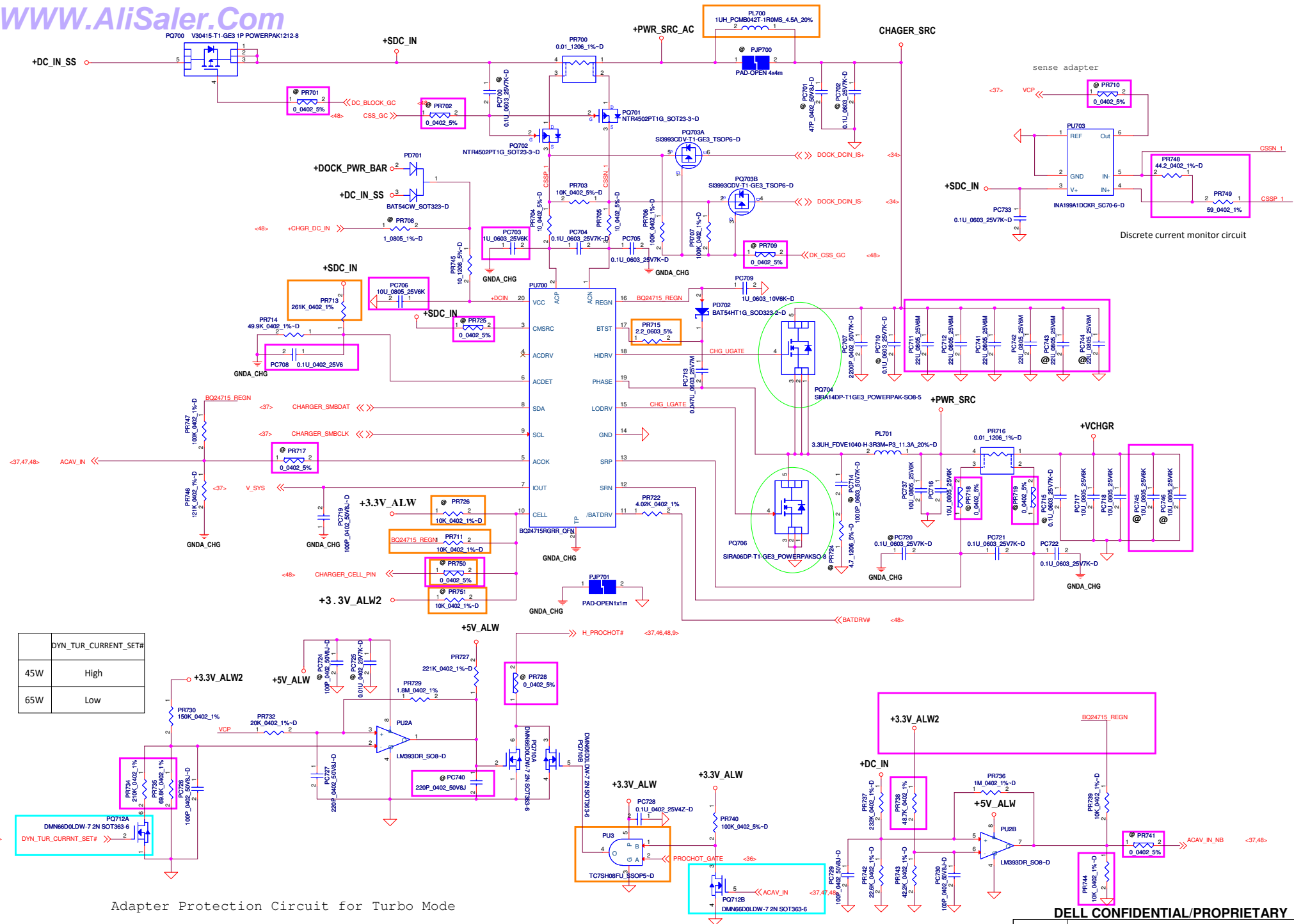
Security Classification		Compal Secret Data		Compal Electronics, Inc.	
Issued Date	<Issued_Date>	Deciphered Date	<Deciphered_Date>	Title	
THIS SHEET OF ENGINEERING DRAWING IS THE PROPRIETARY PROPERTY OF COMPAL ELECTRONICS, INC. AND CONTAINS CONFIDENTIAL AND TRADE SECRET INFORMATION. THIS SHEET MAY NOT BE TRANSFERRED FROM THE CUSTODY OF THE COMPETENT DIVISION OF R&D DEPARTMENT EXCEPT AS AUTHORIZED BY COMPAL ELECTRONICS, INC. NEITHER THIS SHEET NOR THE INFORMATION IT CONTAINS MAY BE USED BY OR DISCLOSED TO ANY THIRD PARTY WITHOUT PRIOR WRITTEN CONSENT OF COMPAL ELECTRONICS, INC.				Size	Document Number
				Custom	Chief River VC
				Date:	Friday, May 17, 2013
				Sheet	45 of 57
				Rev	0.4



DELL CONFIDENTIAL/PROPRIETARY



Compal Electronics, Inc.			
File	+VCC_CORE		
Size	Document Number	LA-9591P	
Date	Friday, May 17, 2013	Sheet	46 of 57

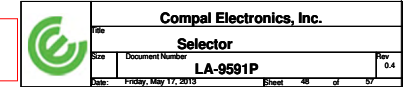


Adapter Protection Circuit for Turbo Mode

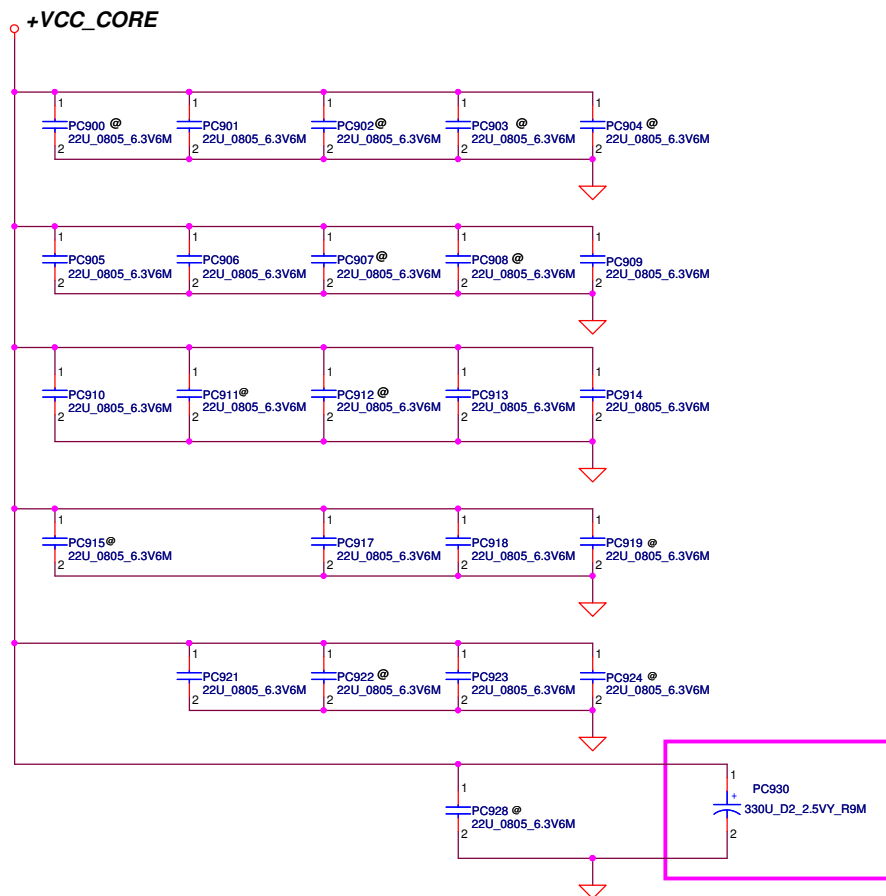
DELL CONFIDENTIAL/PROPRIETARY



Compal Electronics, Inc.		
+GPU CORE		
LA-9591P		
Date:	Friday, May 17, 2013	Sheet 47 of 57



Purpose: Trigger PROCHOT# when active battery is removed from system.
Allows EC to re-establish system performance for battery next in line.



DELL CONFIDENTIAL/PROPRIETARY

Compal Electronics, Inc.

Title

PROCESSOR DECOUPLING

Size

Document Number

LA-9591P

Rev

0.4

Date

Friday, May 17, 2013

Sheet

49

of

57

THIS SHEET OF ENGINEERING DRAWING IS THE PROPRIETARY PROPERTY OF COMPAL ELECTRONICS, INC. AND CONTAINS CONFIDENTIAL AND TRADE SECRET INFORMATION. THIS SHEET MAY NOT BE TRANSFERRED FROM THE CUSTODY OF THE COMPETENT DIVISION OF COMPAL ELECTRONICS, INC. WITHOUT THE WRITTEN AUTHORIZATION OF COMPAL ELECTRONICS, INC. NEITHER THIS SHEET NOR THE INFORMATION IT CONTAINS IS TO BE DISCLOSED OR REPRODUCED IN ANY MANNER WITHOUT THE WRITTEN AUTHORIZATION OF COMPAL ELECTRONICS, INC.



Item	Page#	Title	Date	Request Owner	Issue Description	Solution Description	Rev.
1	P45	1.5VSP	8/17	Compal	Base power budget request, add 1.5V powre rail	Add PU400	
2	P42	+5V/+3.3V	8/17	Compal	reserver PR114 for TPS51282 application	ADD @PR114	
3	P47	Charger	8/17	Compal	EC can't detect charger IC cause can't charger	modify SMBus net for correct connect	
4	P46	Vcore	8/17	Compal	schematic control error cause can't set OCP	add Vref net for correct connect	
5	P48	Selector	8/17	Compal	in order to meet latest multi-battery request	change control signal for meet E5 request	
6	P43	1.35V/0.675V	8/17	Compal	chagne OCP setting	change PR201 from 20k to 24.9k.	
7	P42	+5V/+3.3V	10/22	Compal	Reserve 0ohm for 3v5v enable debug	Change PR113 from SD03420018L (S RES 1/16W 2K +-1% 0402) to SD028000080 (S RES 1/16W 0 +-5% 0402)	X01
8	P44	+1.05V_MP	10/22	Compal	+1.05V_MP EA for ripple portion can't meet spec. 31.5mv, after change from 1u to 2.2u test is pass	Change PL300 from SH00000PJ00 (S COIL 1UH +-20% PCMB063T-1R0MS 12A) to SH00000MR00 (S COIL 2.2UH +-20% ETQP3W2R2WFN 8.5A)	X01
9	P42	+5V/+3.3V	10/22	Compal	Original 3v5v IC -TPS51225 can't support 2cell battery follow TI suggestion, When TPS51285A/B is used, please update the below four components. 1)VREG5 cap to 4.7uF 2)VREG3 cap to 4.7uF 3)CS1 resistor to 1/5 of the Tps51275's value 4)CS2 resistor to 1/5 of the Tps51275's value 5)VCLK connection (when not be used): add 200-ohm to GND	Change PU100 from SA00005LS00 (S IC TPS51225CRUKR QFN 20P PWM) to SA000064T00 (S IC TPS51285BRUKR QFN 20P PWM) 1)2)Change PC118(VREG5 Cap) and PC100(VREG3 Cap) from SE080105K80(S CER CAP 1U 10V K X5R 0603) to SE00000MA00(S CER CAP 4.7U 10V K X5R 0603) 3) Change PR106(for CS1) from SD03484528L (S RES 1/16W 84.5K +-1% 0402) to SD034169280 (S RES 1/16W 16.9K +-1% 0402) 4) Change PR105(for CS2) from SD03410038L (S RES 1/16W 100K +-1% 0402) to SD034200280 (S RES 1/16W 20K +-1% 0402) 5) Add PR114 SD034200080(S RES 1/16W 200 +-1% 0402)	X01
10	P47 P48	Charger Selector	10/22	Compal	To avoid HW and Power SMT materials can't entirely replace	Change PU3,PU801,PU804,PU805,PU806,PU807 from SA74108040L(S IC 74AHC1G08GW SOT353 AND) to SA00708012L(S IC TC7SH08FU SSOP 5P AND)	X01
11	P47	Charger	10/22	Compal	follow E5- Salado 14"15" schematic	1) @PQ819, @PQ824 2) EMI request for add PL700 SH00000IW00(S COIL 1UH +-20% PCMB042T-1R0MS 4.5A)	X01
12	P46	Vcore	11/02	Compal	follow TI suggestion modify setting value to meet Intel VR12.6(ULV) validation EA 1) Imon 2) Loadline 3) transient	1) Change PR501 from SD034422380 (S RES 1/16W 422K +-1% 0402) to SD034365380 (S RES 1/16W 365K +-1% 0402) 2) Change PR521 from SD000009M80 (S RES 1/16W 2.61K +-1% 0402) to SD00000WS8L(S RES 1/16W 2.32K +-1% 0402) 3) @PC506 100p_0402 and change PR535 from SD02810028L(S RES 1/16W 10K +-5% 0402) to SD034487100 (S RES 1/16W 4.87K +-1% 0402 (LF))	X01

DELL CONFIDENTIAL/PROPRIETARY

THIS SHEET OF ENGINEERING DRAWING IS THE PROPRIETARY PROPERTY OF COMPAL ELECTRONICS, INC. AND CONTAINS CONFIDENTIAL AND TRADE SECRET INFORMATION. THIS SHEET MAY NOT BE TRANSFERRED FROM THE CUSTODY OF THE COMPETENT DIVISION OF COMPAL ELECTRONICS, INC. WITHOUT THE WRITTEN PERMISSION OF COMPAL ELECTRONICS, INC. ANY REPRODUCTION OR DISSEMINATION OF THIS SHEET WITHOUT THE WRITTEN PERMISSION OF COMPAL ELECTRONICS, INC. IS STRICTLY PROHIBITED.

WWW.AliSaler.Com


Compal Electronics, Inc.			
Title PWR_PIR 1			
Size	Document Number LA-9591P	Rev 0.4	
Date: Friday, May 17, 2013 Sheet 50 of 57			

Item	Page#	Title	Date	Request Owner	Issue Description	Solution Description	Rev.
13	P47	Charger	11/05	Compal	1) TI suggestion BQ24715 cell pin pull high 3.3V change to V_regn(6v) for sequence issue 2) Reserve 0 ohm for debug	1) Change PR711 from SD02800008L (S RES 1/16W 0 +-5% 0402) to SD034100280 (S RES 1/16W 10K +-1% 0402), add PR750 SD028000080(S RES 1/16W 0 +-5% 0402) 2) Add @PR751	X01
14	P42	+5V/+3.3V	11/05	Compal	follow E5- Salado 14"15" schematic	1) @PR863, @PR870, @PR869, @PR824, @PR875, @PQ823 2) Add @PR848, @PR851 and add PR834, PR852, PR853, all is SD028000080(S RES 1/16W 0 +-5% 0402) 3) Add PR874 SD028100480(S RES 1/16W 1M +-5% 0402) 4) Add PD819 SCS0340L01L(S SCH DIO SDMK0340L-7-F SOD-323)	X01
15	P47	Charger	11/05	Compal	Improve charger efficiency	Change PR715 from SD028200A80 (S RES 1/16W 20 +-5% 0402) to SD013220B80 (S RES 1/10W 2.2 +-5% 0603)	X01
16	P47	Charger	11/05	Compal	follow E5- Salado 14"15" schematic	Delete @PR731, @PR733, @PU702	X01
17	P44	+1.05VTTP	11/05	Compal -QAD team -Huang.Hanks (PCP)	Support QAD WCEPTA analysis, to modify 1.05 OCP Rtrip resistance to 95K, Cpk value will pass specification.	Change PR302 from SD00000H880 (S RES 1/16W 54.9K +-1% 0402) to SD034953280 (S RES 1/16W 95.3K +-1% 0402)	X01
18	P48	+5V/+3.3V 1.35V/0.675V +1.05V_MP	11/05	Compal - EMC team Wen. Andy	EMC team suggestion	@PC105, @PC203, @PC301	X01
19	P48	Selector	11/15	Compal	follow E5- Salado 14"15" schematic for undock shutdown issue	Add PQ827 SB00000U000 (S TR DMN65D8LW-7 1N SOT323-3), @PR856 SD028000080 (S RES 1/16W 0 +-5% 0402), PQ816 SB534020000 (S TR AO3402 1N SOT-23), PQ828 SB00000U000 (S TR DMN65D8LW-7 1N SOT323-3), PR861 SD028000080 (S RES 1/16W 0 +-5% 0402) PR802, PR827, PR840 change from SD028240380 (S RES 1/16W 240K +-5% 0402) to SD028470280 (S RES 1/16W 47K +-5% 0402), PR804, PR826, PR839 change from SD028470280 (S RES 1/16W 47K +-5% 0402), to SD028240380 (S RES 1/16W 240K +-5% 0402)	X01
20	P47 P48	Charger Selector	12/12	Compal		Change PR713 from SD034294380 (S RES 1/16W 294K +-1% 0402) to SD034261380 (S RES 1/16W 261K +-1% 0402) @PR844	X01
21	P41	+DCIN	2013 /01/11	Compal- ESD team	ESD team's PD1 vendor(NXP) proposal PD1 pin 5 connected to the VCC (5V or 3.3V).	PD1 pin5 connect to +3.3V_ALW	X01_2

DELL CONFIDENTIAL/PROPRIETARY

Compal Electronics, Inc.			
Title PWR_PIR 2			
Size	Document Number LA-9591P		Rev 0.4
Date: Friday, May 17, 2013	Sheet 51	of 57	

THIS SHEET OF ENGINEERING DRAWING IS THE PROPRIETARY PROPERTY OF COMPAL ELECTRONICS, INC. AND CONTAINS CONFIDENTIAL AND TRADE SECRET INFORMATION. THIS SHEET MAY NOT BE TRANSFERRED FROM THE CUSTODY OF THE COMPETENT DIVISION OF COMPAL ELECTRONICS, INC. WITHOUT THE WRITTEN PERMISSION OF COMPAL ELECTRONICS, INC. ANY REUSE OR DISCLOSURE TO ANY THIRD PARTY WITHOUT PRIOR WRITTEN PERMISSION OF COMPAL ELECTRONICS, INC. IS STRICTLY PROHIBITED.

Item	Page#	Title	Date	Request Owner	Issue Description	Solution Description	Rev.
22	P48	Selector	2013/ 01/23	Compal	To avoid +DOCK_PWR_BAR leakage voltage when system only with main battery	1). Add PU808 P/N: SA007080120 (S IC TC7SH08FU SSOP 5P AND) 2). Add PQ830 P/N: SB0000007900 (S TR NTR4502PT1G 1P SOT23-3) 3). Add PQ831 P/N: SB000000U000 (S TR DMN65D8LW-7 1N SOT323-3) 4). Add PD821 P/N: SCS0340L010 (S SCH DIO SDMK0340L-7-F SOD-323) 5). Add PR836, PR837 P/N: SD028100380 (S RES 1/16W 100K +-5% 0402) 6). Add PC814 P/N: SE102104K00 (S CER CAP 0.1U 10V +-10% X7R 0402)	X01_2
23	P41	+DCIN	2013 /02/07	Compal	PPM-Jovins_Chang and Sourcer-Willie_Zeng highlight SB000009N8L will shortage after 2013/05	Change PQ6 From : SB000009N8L (S TR IMD2AT-108 PNP/NPN SC74-62) To : SB000009P80 (TR DCX124EK-7-F PNP/NPN SC74R-6)	X02
24	P48	Selector	2013/ 02/18	Compal	AC_DIS# should be change to AC_DIS because it's high active not low active for our application.	1). Change PQ6A.5 and PR828.1 net name from AC_DIS# to AC_DIS 2). Add PQ829 P/N: SB000000H500 (S TR SI2301CDS-T1-GE3 1P SOT23-3) , PQ832 P/N: SB000000U000 (S TR DMN65D8LW-7 1N SOT323-3) , PD820 P/N: SCS0340L010 (S SCH DIO SDMK0340L-7-F SOD-323) , @PR894 , PR895 P/N: SD028000080 (S RES 1/16W 0 +-5% 0402) 3). modify PR828, PR830 4). Delete PQ820 5). Delete PL5, add PJP1	X02
25	P41	+DCIN	2013/ 02/18	Compal-ME	DFX highlight Battery connetor (locattion:PBATT1) hard to insert.	Battery connetor (locattion:PBATT1) footprint follow ME team Iris requesti to change from SUYIN_200277GR009M262ZR_9P-T to ALLTO_C144LS-109A9-L_9P-T	X02
26	P48	Selector	2013/ 02/18	Compal	layout spec limit	Delete PD817, modify PD815 footprint same as PD701, from SDMK0340L-7-F_SOD323-2 to RB717F_SOT323-3	X02
27	P41	+DCIN	2013 /02/21	Compal-ESD team Anderson	follow ESD team request	Goliad 14 need change PD1(6 pin*1) as Goliad 12 (3 pin*2), the main and 2nd source also, these two ESD diode need to close battery connector as possible. Change PD1 and add PD2 From : SC300001100 (S DIO(BR) IP4223CZ6 SO-6 ESD) To : SCA00001W00 (S ZEN ROW TVNST52302AB0 C/C SOT523 ESD after check 1.75X1.7xH=0.9mm <ME H=1.5mm)	X02
DELL CONFIDENTIAL/PROPRIETARY							
<div>  <div> Compal Electronics, Inc. Title PWR_PIR 3 Size Document Number LA-9591P Date: Friday, May 17, 2013 </div> </div>							Rev 0.4

THIS SHEET OF ENGINEERING DRAWING IS THE PROPRIETARY PROPERTY OF COMPAL ELECTRONICS, INC. AND CONTAINS COMPANY AND TRADE SECRET INFORMATION. THIS SHEET MAY NOT BE TRANSFERRED FROM THE CUSTODY OF THE COMPETENT DIVISION OF COMPAL ELECTRONICS, INC. WITHOUT THE WRITTEN PERMISSION OF COMPAL ELECTRONICS, INC. ANY REUSE OR DISSEMINATION OF THIS INFORMATION WITHOUT THE WRITTEN PERMISSION OF COMPAL ELECTRONICS, INC. IS STRICTLY PROHIBITED.

AND TRADE SECRET INFORMATION. THIS SHEET MAY NOT BE TRANSFERRED FROM THE CUSTODY OF DEARLY MINT SCRIPT AS AUTHORIZED BY COMPAL ELECTRONICS, INC. NEITHER THIS SHEET NOR MAY BE USED BY OR DISCLOSED TO ANY THIRD PARTY WITHOUT PRIOR WRITTEN CONSENT OF

Version Change List (P. I. R. List)

Item	Page#	Title	Date	Request Owner	Issue Description	Solution Description	Rev.
1	40 36	HW	10/23/2012	DELL	DELL drop Media LED function	Remove backlight LED function and change connector to 6pin	X01
2	10	HW	10/23/2012	COMPAL	Remove EMI solution at Speaker side	Remove R132, R133, R134 and R135	X01
3	22	HW	10/23/2012	DELL	DELL drop ALS function	Remove ALS interface from EC and CPU side than move touch screen signal to eDP side	X01
4	22	HW	10/23/2012	COMPAL	change LCDVDD power control circuit	change U9 from TPS22966 to APL3512 solution	X01
5	22	HW	10/23/2012	COMPAL	change Webcam power enable from PCH	pop R106 and de-pop R102	X01
6	10	HW	10/23/2012	COMPAL	remove eDP backlight control pull up resistor	Remove RC150	X01
7	21	HW	10/23/2012	COMPAL	Vendor update schematic for power saving	change +1.05V_RUN_VMM power enable signal from LP_EN to DOCKED and add +3.3V_RUN_VMM for DP2320 series 3.3V power rail remove L3 and move U6.E5 to +1.05V_VMM_VDD power rail change U6.J4 to +3.3V_RUN_VDDA R85 change to 3.74K_1% remove LP_EN, R232 and U6A.A5 to NC remove R55 and pop-option R207 when use VMM2310	X01
8	21	HW	10/23/2012	COMPAL	change VMM2320 config	remove DP to VGA PTN3392 circuit and add 0ohm pop option for 2320 config	X01
9	18 19	HW	10/23/2012	COMPAL	Remove DIMM VREF power rail from power side	Remove RD2, RD4, RD8 and RD9	X01
10	26	HW	10/23/2012	COMPAL	change miniDP OCP solution	remove D10 R160 F2 and add U50 de-pop C383	X01
11	26	HW	10/23/2012	COMPAL	refer salado 14" to change PCBEEP circuit	remove C132,C146,R146,R138,C133 and C143 than add C145,C146,R147,R151 and de-pop R194 R153	X01
12	26	HW	10/23/2012	COMPAL	If doesn't has external power, Sleeve will be floating mode and no reference GND.	Add AUD_NB_MUTE# to control Sleeve pin.	X01
13	37,36,12 20	HW	10/23/2012	COMPAL	GPIO map update to 2.7 version	Move EC_WAKE# from ECE5048[L]5 to MEC5075 GPIO52. Change name: 1.5V_SUS_PWRGD to 1.35V_SUS_PWRGD for DDR3L. Add NFC_DET# ECE5048 GPIO[L]5 to NFC moudle and add pull up 10K resistor change R392 form 240K to 130Kohm	X01
14	37	HW	11/8/2012	COMPAL	Change board ID to X01		X01
15	10 12 21 36 37	HW	11/8/2012	COMPAL	change to network resistor	remove RC167,RC202,RC293 and RC290 then add RP4 remove RC295,RC189,RC191 and RC51 then add RP5 remove RC177,RC15,RC62 and RC43 then add RP6 remove RC201,RC203,RC204 and RC208 then add RP7 remove R299,RC300,R301 and R296 then add RP8 remove R53,R54,R70 and R72 then add RP9 remove RC216,RC178,RC80 and RC21 then add RP11 remove RC77,RC85,RC71 and RC215 then add RP12 remove RC207,RC214,RC205 and RC164 then add RP13 remove RC229,RC188,RC34 and RC196 then add RP14 remove R359,R361,R451 and R387 then add RP15 remove R445,R456,R457 and R454 then add RP16 remove R346,R347,R364 and R365 then add RP17 remove R344,R368,R369 and R372 then add RP18 remove R401,R348,R350 and R377 then add RP19	X01

PROPRIETARY NOTE: THIS SHEET OF ENGINEERING DRAWING AND SPECIFICATIONS CONTAINS CONFIDENTIAL TRADE SECRET AND OTHER PROPRIETARY INFORMATION OF DELL INC. ("DELL") THIS DOCUMENT MAY NOT BE TRANSFERRED OR COPIED WITHOUT THE EXPRESS WRITTEN AUTHORIZATION OF DELL. IN ADDITION, NO PART OF THIS SHEET OR THE INFORMATION IT CONTAINS MAY BE USED BY OR DISCLOSED TO ANY THIRD PARTY WITHOUT THE EXPRESS WRITTEN CONSENT.

DELL CONFIDENTIAL/PROPRIETARY




Compal Electronics, Inc.		
Title EE P.I.R (1/5)		
Size	Document Number LA-9591P	Rev 0.4
Date Friday, May 17, 2013	Sheet 54	of 58

Version Change List (P. I. R. List)

Item	Page#	Title	Date	Request Owner	Issue Description	Solution Description	Rev.
16	22	HW	11/8/2012	COMPAL	Add Mic power and remove DBC function	Add 3.3V_RUN for Mic power and remove DBC function at JeDP.2	X01
17	39	HW	11/8/2012	COMPAL	+1.05V_MODPHY can't meet INTEL timing spec	change +1.05V_MODPHY to MOS solution	X01
18	19	HW	11/8/2012	COMPAL	refer PDG1.0 to change SODIMM control circuit resistor	change RC68, RC126 and RC173 from 2.2 to 2ohm 1% change RC67,RC69,RC130,RC132,RC217 and RC221 from 1.82K to 1.8Kohm 1%	X01
19	27,32,26,20,40	ME	11/8/2012	COMPAL	ME change connector	change JmDP1,JSIM1,JSPK1,JNFC1,JMEDIA,SW1,JSD1	X01
20	2, 3, 6, 34	HW	11/13/2012	COMPAL	update SATA topology fro Mainstream CPU	exchange SATA1&SATA2 topology	X01
21	12	HW	11/13/2012	COMPAL	refer Goliad 12" add LAN_WAKE# T-topology	add RC177 to link LAN_WAKE# and EC_WAKE#	X01
22	15	HW	11/13/2012	COMPAL	remove RC252 for cost saving	change RC252 to PJP11(1mm jumper-short)	X01
23	34	ME	11/14/2012	COMPAL	ME change Docking connector	change JDOCK1	X01
24	16	HW	11/14/2012	INTEL	MOW_WW46 request change for VCCUSB3PLL and VCCSATA3PLL	change CC42 and CC49 from 1u_0402 to 22u_0603 change CC76 and CC77 from 100u_1206 to 22u_0603	X01
25	20,28,30,31	HW	11/14/2012	COMPAL	change AND gate to same source	Change U20, U26, U29 and U30 from SA74108040L to SA00708012L	X01
26	33	HW	11/14/2012	COMPAL	add USB power cap 150u co-layout with 100u	add C86,C89(1206) co-layout with C280,C290(B2)	X01
27	24	HW	11/14/2012	COMPAL	change AUX/DDC power rail same as VMM2320	Change U11,U13 power rail from +3.3V_RUN to +3.3V_RUN_VMM	X01
28	38,12	HW	11/14/2012	COMPAL	remove +3.3V_TP power load switch solution	remove U40, R458,C424 and C423	X01
29	31	HW	11/14/2012	COMPAL	remove TPS22965 solution	remove U51(TPS22965) and U34(TPS22965) than add U3(TPS22966)	X01
30	22	HW	11/15/2012	COMPAL	change diode to daul-diode fro cost saving	remove D4,D5,D6,D7 and add D10,D21	X01
31	9	HW	11/16/2012	COMPAL	change APS pin 11 net_name for DELL APS debug	Change JAPS1.11 net name from SIO_PWRBTN# to POWER_SW#_MB	X01
32	31,12	HW	11/16/2012	COMPAL	add mSATA_DSLP for mSATA HDD	add mSATA_DEVSLP from UC1.P2(DEVSLP1/GPIO38) to mSATA_HDD(JMINI2.44) and pull up 10K(R160 depop) to +3.3V_mSATA_WWAN. de pop HDD_DEVSLP pull up resistor R155	X01
33	37	HW	11/16/2012	COMPAL	change thermal diode for cost saving	change D11,D13 and D14 form SB000008P0L to SB33904510L	X01
34	12,28	HW	11/16/2012	COMPAL	support TLS confidentiality	change net name from HOST_ALERT1_R_N to PCH_GPIO15, and pop RC190 remove R188	X01
35	38,26,30,22	HW	11/16/2012	COMPAL	change Bead for cost reduce	change L44 and L45 from SM01000558L to SM01000C500 change L35 and L36 from SM01000AM0L to SM01000C500 change LE1 from SM01000DH0L to SM01000BV00 change L21 from SM01001788L to SM010005N00	X01

PROPRIETARY NOTE: THIS SHEET OF ENGINEERING DRAWING AND SPECIFICATIONS CONTAINS CONFIDENTIAL TRADE SECRET AND OTHER PROPRIETARY INFORMATION OF DELL INC. ("DELL") THIS DOCUMENT MAY NOT BE TRANSFERRED OR COPIED WITHOUT THE EXPRESS WRITTEN AUTHORIZATION OF DELL. IN ADDITION, NO PART OF THIS SHEET NOR THE INFORMATION IT CONTAINS MAY BE USED BY OR DISCLOSED TO ANY THIRD PARTY WITHOUT DELL'S EXPRESS WRITTEN CONSENT.


DELL CONFIDENTIAL/PROPRIETARY

			Compal Electronics, Inc.	
Title EE P.I.R (2/5)				
Size	Document Number			Rev
	LA-9591P			0.4
Date:	Friday, May 17, 2013			Sheet 55 of 58

Item	Page#	Title	Date	Request Owner	Issue Description	Solution Description	Rev.
36	29	HW	11/19/2012	COMPAL	exchange JUSH1, JMEDIA pin define for ME update	exchange JUSH1 and JMEDIA pin define	X01
37	25	HW	11/19/2012	COMPAL	remove HDD_DEVSLP resisrtor	remove R189	X01
38	37	HW	11/19/2012	COMPAL	change thermal OTP to 98 degree	change R394 from 1.24K to 1.82K_1%	X01
39	28	HW	11/20/2012	COMPAL	LOM LED issue	reverse Q32,Q33 of C & D gate	X01
40	22 40 38 26	HW	11/22/2012	COMPAL	Remove ESD reserve location	Per ESD experiment, D3,D27,D22,DE1,DE2 can be remove	X01
41	15	HW	11/23/2012	COMPAL	Per Intel CRB updated	Change VCCST_PWRGD pull high value from 10K ohm to 1K ohm.	X01
42	26	HW	11/23/2012	COMPAL	Universal Jack no longer supported on X5	Remove D9,D11,R209,R210,C195,C196,R198,R199	X01
43	12	HW	11/27/2012	COMPAL	Change GPIO connection	change NFC_DET# connection from EC GPIO[L5]/PWM2 to LPT_LP GPIO59	X01
44	6	HW	11/28/2012	COMPAL	To support mainstream and Premium CPU, change to SATA port assignment.	Change docking SATA port form SATA port 1 to SATA port 0 and spindle HDD from port 0 to port 1	X01
45	12	HW	11/28/2012	COMPAL	To support the SATA DevSLP function for new SATA port assignment.	Change DEVSLP0/GPIO33 to mSATA_DEVSLP and DEVSLP1 to HDD_DEVSLP	X01
46	12	HW	11/28/2012	COMPAL	USB port 0 EA result	Change L42 from DLW21SN900SQ2L to OCE2012120YZF	X01
47	31	HW	11/28/2012	COMPAL	Change WWAN power control.	Change power control signal from 3.3V_WWAN_EN & 3.3V_msATA_EN to MCARD_WWAN_PWREN	X01
48	31	HW	11/28/2012	COMPAL	Change WLAN power control.	Change power control signal from 3.3_1.5V_WLAN_EN to AUX_EN_WOWL	X01
49	38	HW	11/28/2012	COMPAL	Per EMI test result	Remove L44,L45	X01
50	34	HW	11/28/2012	COMPAL	Per EMI test result	Change R259,R252,R253,R255,R257,R263,R265,R266 R260,R261,R254,R256,R262,R264,R258,R267 from 0 ohm to 33 ohm.	X01
51	9	HW	1/9/2013	COMPAL	add RSMRST pull down resistor	add RC136	X01
52	38	HW	1/9/2013	COMPAL	add repeater at USB3 RX IO connector side	add U51 circuit	X01
53	22	HW	1/9/2013	COMPAL	change LCDVDD power chip soft start cap	change C430 from 0.1u to 0.01u	X01
54	36	HW	1/9/2013	COMPAL	change dock SMBus alert pull up resistor	change R292 from 10K to 100Kohm	X01
55	40	HW	1/17/2013	COMPAL	change LED series resistor form LED measure	change R435 from 1.8K to 390ohm, change R430 from 2.2K to 220ohm, change R434 from 220 to 150ohm, change R427 from 1K to 390ohm.	X01

PROPRIETARY NOTE: THIS SHEET OF ENGINEERING DRAWING AND SPECIFICATIONS CONTAINS CONFIDENTIAL TRADE SECRET AND OTHER PROPRIETARY INFORMATION OF DELL INC. ("DELL") THIS DOCUMENT MAY NOT BE TRANSFERRED OR COPIED WITHOUT THE EXPRESS WRITTEN AUTHORIZATION OF DELL. IN ADDITION, NO PART OF THIS SHEET OR THE INFORMATION IT CONTAINS MAY BE USED BY OR DISCLOSED TO ANY THIRD PARTY WITHOUT DELL'S EXPRESS WRITTEN CONSENT.

DELL CONFIDENTIAL/PROPRIETARY


		Compal Electronics, Inc.	
Title		EE P.I.R (3/5)	
Size	Document Number	Rev	
	LA-9591P	0.4	
Date:	Friday, May 17, 2013	Sheet	56 of 58

Version Change List (P. I. R. List)

Item	Page#	Title	Date	Request Owner	Issue Description	Solution Description	Rev.
56	1 9	HW	1/23/2013	COMPAL	add XDP@ for XDP component	change XDP circuit to XDP@	X02
57	37	HW	1/23/2013	COMPAL	change board ID to ST config	change R392 from 130K to 33Kohm	X02
58	37	HW	1/30/2013	COMPAL	change HW thermal shortdwon temperature	change R394 from 1.82K to 1.58Kohm	X02
59	22	HW	2/1/2013	COMPAL	change eDP connector pin define for factory burn out issue	1.add pull down 1Kohm at JEDP1.29 2.Swap JEDP1.1 and JEDP1.2	X02
60	26	HW	2/1/2013	COMPAL	update speaker EMI bead for audio precssion fail issue	change L22~L25 from SM01000L300 to SM010019400	X02
61	26	HW	2/1/2013	COMPAL	update XDP circuit for INTEL ITE can't boot	remove RC121 and pop RC102	X02
62	36	HW	2/18/2013	COMPAL	power update AC_DIS# circuit to high active	change AC_DIS# net name to AC_DIS	X02
63	11 35	HW	2/21/2013	COMPAL	Fixed 2 USB IO Port use the same OC# signal issue	1.change IO/B USB OC# from USB_OC0# to USB_OC1# 2.change USB_OC1#/3# to USB_OC1#, USB_OC3# and add RC166 for OC3# pull up resistor	X02
64	7	HW	2/21/2013	COMPAL	add jumper for clock buffer co layout	add PJP12, PJP13 and PJP14 between UC5	X02
65	7	HW	2/21/2013	COMPAL	change TAA connector from ME request	change JTA1 from ACE8_50185 02041 001 to PANAS_AXX820145WG	X02
66	16	HW	2/22/2013	COMPAL	add ESD solution	1.Pop CC71 and CC72 2.Add two 22u 0603 between +VCC_CORE and +1.05V_RUN power plan 3.Add 22u 0603 between +1.05V_RUN and +3.3V_RUN power plan	X02
67	33	HW	2/22/2013	COMPAL	change USB charge solution for SAMSUNG phone	change U39 from SA00004VH00 to SA00006L600	X02
68	7	HW	2/25/2013	COMPAL	add RF noise solution at clock buffer	1. add CC86~CC89 between clock signal 2. add RC62 for UC5 power rail 3. change RC100 from 0ohm short to 100ohm 4. change UC5 from IDT_5V60034DCG8 to CYPRESS_CY2304SXI-1T	X02
69	23	HW	2/25/2013	COMPAL	refer INTEL MOW to update HDMI cost reduce level shifter main link	cahnge R462~R469 resistor from 680(SD034680080) to 470ohm(SD034470080)	X02
70	11 12	HW	2/25/2013	COMPAL	For AOAC function, can't wake up from S3 through SIO_EXT_SMI#	change net name from USB_OC3# to SIO_EXT_SMI#, and change SIO_EXT_SMI# to PCH_GPIO45	X02
71	9	HW	2/26/2013	COMPAL	add EMI solution at H_PROCHOT#	add CC149_22P_0402(SE071220J80) depop for EMI request	X02
72	26	HW	2/26/2013	COMPAL	for Fixed BIOS flash HOTSOS issue	change R154 from PCH_AUDIO_EN to RUN_ON	X02
73	7	HW	2/28/2013	COMPAL	remove clock Buffer solution	1.remove item 68 location and CC25 CC57 CC80 CC22 UC5 RC100 and CC23 2.change RC65 to 0ohm_short	X02
74	7 29	HW	2/28/2013	COMPAL	refer GPIO3.0 to add PCH_TPM_LPC_EN	add RC56 for pull up enable signal and add R198 for pop option	X02
75	30	HW	3/12/2013	COMPAL	For O2 enters into test mode unexpectedly with SD card inserted incompletely issue.	1. SD/MMCCD# add C256(0.1uF) & R493(1M) pull-down to GND 2. C222 change to 1uF(SE000000K80) from 0.1u(SE000000G880)	X02

PROPRIETARY NOTE: THIS SHEET OF ENGINEERING DRAWING AND SPECIFICATIONS CONTAINS CONFIDENTIAL TRADE SECRET AND OTHER PROPRIETARY INFORMATION OF DELL INC. ("DELL") THIS DOCUMENT MAY NOT BE TRANSFERRED OR COPIED WITHOUT THE EXPRESS WRITTEN AUTHORIZATION OF DELL. IN ADDITION, NO PART OF THIS SHEET OR THE INFORMATION IT CONTAINS MAY BE USED BY OR DISCLOSED TO ANY THIRD PARTY WITHOUT THE EXPRESS WRITTEN CONSENT.


DELL CONFIDENTIAL/PROPRIETARY

			Compal Electronics, Inc.	
EE P.I.R (4/5)				
Size	Document Number			Rev
	LA-9591P			0.4
Date:	Friday, May 17, 2013			Sheet 57 of 58

Version Change List (P. I. R. List)

Item	Page#	Title	Date	Request Owner	Issue Description	Solution Description	Rev.
76	7	HW	3/13/2013	COMPAL	Base on INTEL EDS SPEC Update Rev 1.5.1	1. LANCLK_REQ# change to UC1.AD1 from UC1.Y5 2. MINI1CLK_REQ# change to UC1.T2 from UC1.U2 3. MINI2CLK_REQ# change to UC1.N1 from UC1.T2 4. MMICLK_REQ# change to UC1.U5 from UC1.AD1 5. PCH_TPM_LPC_EN change to UC1.Y5 from UC1.U5	X02
77	7	HW	3/14/2013	COMPAL	For PCIE CLK & PCIE CLK REQ signal mapping	1. CLK_PCIE_LAN change CLKOUT_PCIE port2 2. CLK_PCIE_MINI2 change CLKOUT_PCIE port3 3. CLK_PCIE_MMI change CLKOUT_PCIE port4 4. CLK_PCIE_MINI1 change CLKOUT_PCIE port5	X02
78	21	HW	3/15/2013	COMPAL	remove VMM2310 co-layout schematic	remove U8, R93, R98, R105 circuit	X02
79	15	HW	3/15/2013	COMPAL	add ESD solution	add CC22 and CC57	X02
80	7	HW	3/18/2013	COMPAL	For INTEL request	PCIECLK_REQ0# add RC57(10k) pull-high to+3.3V_RUN	X02
81	21	HW	3/20/2013	COMPAL	For Synaptics vender request	1. Delete R78/R80/R82 2. add C132	X02
82	9 12	HW	3/21/2013	COMPAL	add ESD solution	add CC90 and CC91	X02
83	35	HW	4/02/2013	COMPAL	For USB3.0 1M cable	Pop R478, R479 and change R476 to 3.01K ohm	X02
84	37	HW	4/25/2013	COMPAL	change board ID to A00 version	change R392 from 33K to 1K ohm	A00
85	33	HW	4/25/2013	COMPAL	for JUSB2 can't wake from S3 issue	change U33 power rail from +3.3V_RUN to +3.3V_SUS	A00
86	9	HW	4/25/2013	COMPAL	for XDP signal should be contact to PCH	change RC97 and RC135 to 0ohm short	A00
87	28	HW	4/25/2013	COMPAL	for support Vpro reset pin	depop U20 and add R145	A00
88	12	HW	4/25/2013	COMPAL	reserve for support non vpro pop option pin	reserve RC292 pull down	A00
89	40	HW	4/25/2013	COMPAL	current LED resistor for LED EA measure	R434 change from 150 to 330ohm, R430 change from 220 to 330ohm, R438 change to 2.2K to 150ohm, R436 change from 2.2K to 220ohm and R429 change from 620 to 220ohm	A00
90	10	HW	5/14/2013	COMPAL	HDD Free Fall Sensor	add R494 & R495	A00
91	15 16	HW	5/16/2013	COMPAL	add ESD solution	Pop CC57, depop CC71 , CC72	A00
91	12	HW	5/16/2013	COMPAL	reserve for support non vpro pop option pin	Follow Goliad12, Pop RC290 & change RC292 from 10K to 100ohm.	A00
							X02

PROPRIETARY NOTE: THIS SHEET OF ENGINEERING DRAWING AND SPECIFICATIONS CONTAINS CONFIDENTIAL TRADE SECRET AND OTHER PROPRIETARY INFORMATION OF DELL INC. ("DELL") THIS DOCUMENT MAY NOT BE TRANSFERRED OR COPIED WITHOUT THE EXPRESS WRITTEN AUTHORIZATION OF DELL. IN ADDITION, NO PART OF THIS SHEET OR THE INFORMATION IT CONTAINS MAY BE USED BY OR DISCLOSED TO ANY THIRD PARTY WITHOUT THE EXPRESS WRITTEN CONSENT OF DELL.

		DELL CONFIDENTIAL/PROPRIETARY	
		Compal Electronics, Inc.	
Title		EE P.I.R (5/5)	
Size	Document Number	Rev 0.4	
Date: Friday, May 17, 2013		Sheet 58	of 58